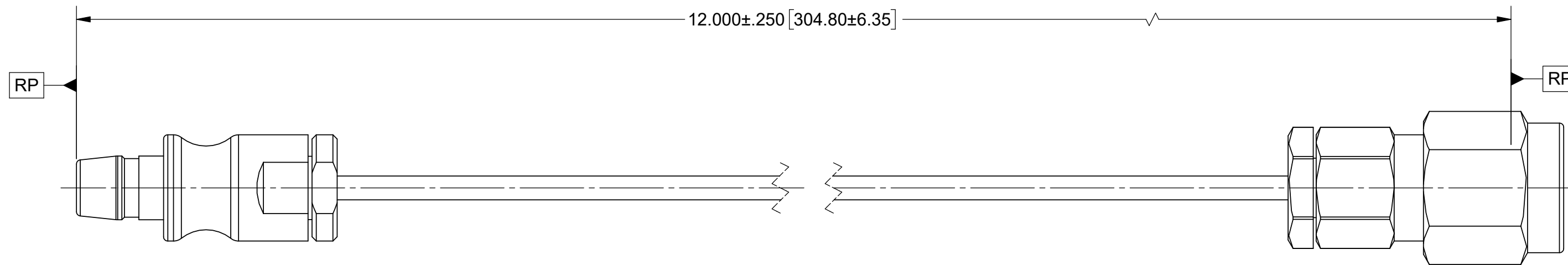


PRODUCT DATA DRAWING

REVISION HISTORY			
REV	DESCRIPTION	DATE	APPROVED
01	PRELIMINARY	08/20	BNK



MATERIAL:

CONNECTORS: SYNAPSE FEMALE
2.92mm MALE


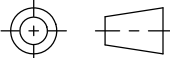
CABLE: FLEXIBLE Ø.047 CABLE

SHRINK TUBING: M23053/5

PERFORMANCE:

IMPEDANCE: 50 OHMS

FREQ. RANGE: DC TO 40.0 GHz

MATERIAL: SEE NOTES	DIMENSIONS ARE IN INCHES TOLERANCES: FRACTIONAL: ±1/64 ANGULAR: X° ±1°0' X'X' ±15'	UNLESS OTHERWISE SPECIFIED 1) ALL DIMENSIONS ARE IN INCHES (MILLIMETERS) 2) ALL DIMENSIONS ARE AFTER PLATING. 3) BREAK CORNERS & EDGES .005 R. MAX. 4) CHAM. 1ST & LAST THREADS. 5) SURFACE ROUGHNESS 63-MIL-STD-10. 6) DIA. 'S ON COMMON CENTERS TO BE CONCENTRIC WITHIN .005 T.I.R. 7) REMOVE ALL BURRS	 Amphenol www.svmicrowave.com
FINISH: SEE NOTES	DECIMAL: X ±.030 .XX ±.010 .XXX ±.005		
SURFACE AREA: N/A	INTERPRET DIMENSIONS AND TOLERANCES PER ASME Y14.5M - 1994		TITLE: SYNAPSE FEMALE TO 2.92mm MALE FOR FLEXIBLE Ø.047 CABLE ASSEMBLY
PROPRIETARY THE INFORMATION CONTAINED IN THIS DRAWING IS THE SOLE PROPERTY OF SV MICROWAVE, INC. ANY REPRODUCTION IN PART OR AS A WHOLE WITHOUT THE WRITTEN PERMISSION OF SV MICROWAVE, INC IS PROHIBITED.	THIRD ANGLE PROJECTION	DRAWN: KRR 08/06/20	SIZE DWG. NO. B 7080-0841
		CHECKED: BNK 08/06/20	SCALE: 4:1
		APPROVED: BNK 08/06/20	SHEET 1 OF 1