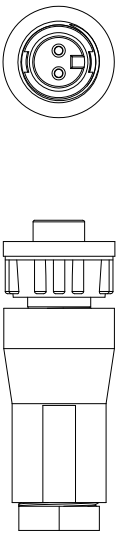
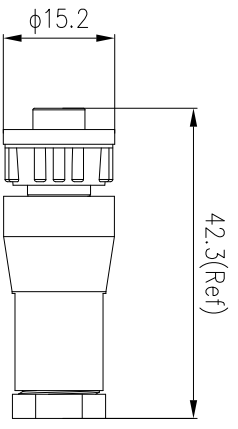


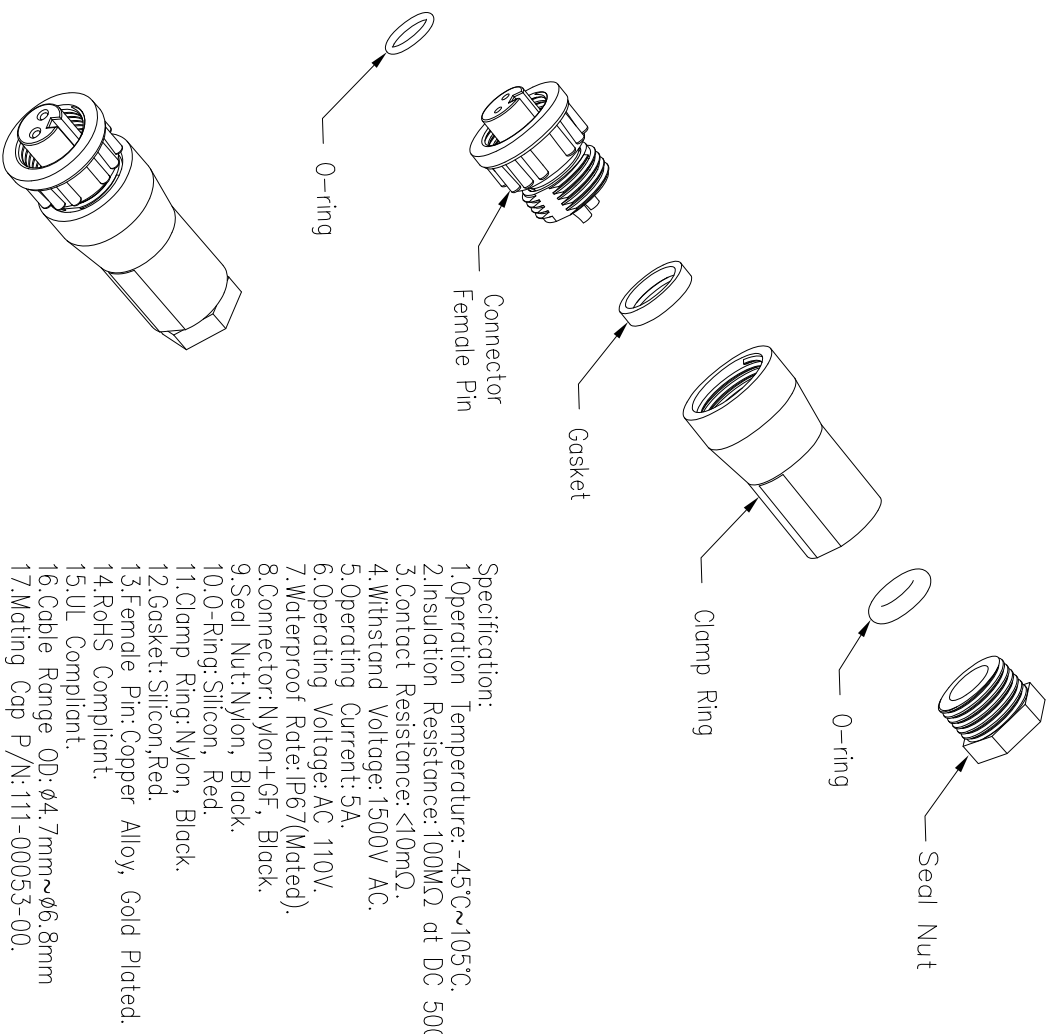
REV.	ECN NO.	DESCRIPTION	SIGN	DATE
C1	N/A	INITIAL DRAWING	Victory	2019/08/20



21XXX211-01
Pin Number


2 Pin	P/N: 21002211-01	P/N: 21003211-01	P/N: 21004211-01
3 Pin			
4 Pin			

Pin Assignments Front View



- Specification:
1. Operation Temperature: $-45^{\circ}\text{C}\sim 105^{\circ}\text{C}$.
 2. Insulation Resistance: $100\text{M}\Omega$ at DC 500V.
 3. Contact Resistance: $<10\text{m}\Omega$.
 4. Withstand Voltage: 1500V AC.
 5. Operating Current: 5A.
 6. Operating Voltage: AC 110V.
 7. Waterproof Rate: IP67 (Mated).
 8. Connector: Nylon+GF, Black.
 9. Seal Nut: Nylon, Black.
 10. O-Ring: Silicon, Red.
 11. Clamp Ring: Nylon, Black.
 12. Gasket: Silicon, Red.
 13. Female Pin: Copper Alloy, Gold Plated.
 14. RoHS Compliant.
 15. UL Compliant.
 16. Cable Range OD: $\phi 4.7\text{mm}\sim\phi 6.8\text{mm}$
 17. Mating Cap P/N: 111-00053-00.

UNIT: mm		DESCRIPTION	Mini Series Screw Type Male Plug With Female Pin
TOLERANCE		SCALE:	1:1
.X	± 0.25	REV:	C1
.XX	± 0.15	SIZE:	A4
.XXX	± 0.05	SHEET:	1 OF 1
ANGLES	$\pm 1^{\circ}$	*: Inspection Item	



PART NO	21XXX211-01	DRAWN BY	Victory	DATE	2019/08/20
DWG NO		CHECKED BY	Ivan	DATE	2019/08/20
CUSTOMER		APPROVED BY	Ponson	DATE	2019/08/20