

Electronic housing - EMG150-B29 - 2946036

Please be informed that the data shown in this PDF Document is generated from our Online Catalog. Please find the complete data in the user's documentation. Our General Terms of Use for Downloads are valid (<http://download.phoenixcontact.com>)

Custom circuit module, consisting of housing, MKDS 3 connection terminal blocks and PCB




Product Features

- Choice of four cover sizes in transparent or color versions
- Practical and easy-to-wire conductor connections
- User-friendly and safe mounting on DIN rails according to EN 60715
- Space-saving accommodation of electronic components in finely graded module versions available with 10 to 150 mm pitch
- High degree of flexibility due to the wide choice of versions
- Uniform and appropriate housing technology
- Inflammability class V0 insulation material (according to UL 94)
- Shock and contamination-proof accommodation of electronic components
- Universal PCBs for all pitches



Key commercial data

Packing unit	1 PCE
GTIN	 4 017918 082000
Weight per Piece (excluding packing)	288.0 GRM
Custom tariff number	85369010
Country of origin	Germany

Technical data

General

Housing type	Component housing
Housing material	Polycarbonate fiber reinforced
Color	green

Electronic housing - EMG150-B29 - 2946036

Technical data

Ambient conditions

Ambient temperature (operation)	-40 °C ... 125 °C
---------------------------------	-------------------

Dimensions

Length	75 mm
Constructional height	47.5 mm
Width	150 mm
Pitch	5 mm

Technical data

Inflammability class according to UL 94	V0
Power dissipation at 20°C in the horizontal mounting position	12.3 W 13.1 W 7.5 mm
	13.1 W 13.8 W 15 mm
	13.6 W 14.9 W 52 mm
Number of positions	58

Connection data

Conductor cross section solid min.	0.2 mm ²
Conductor cross section solid max.	4 mm ²
Conductor cross section stranded min.	0.2 mm ²
Conductor cross section stranded max.	2.5 mm ²
Conductor cross section AWG/kcmil min.	24
Conductor cross section AWG/kcmil max	12

Classifications

eCl@ss

eCl@ss 4.0	27180401
eCl@ss 4.1	27180401
eCl@ss 5.0	27180506
eCl@ss 5.1	27180506
eCl@ss 6.0	27180802
eCl@ss 7.0	27182702
eCl@ss 8.0	27182702

ETIM

ETIM 2.0	EC001031
ETIM 3.0	EC001031
ETIM 4.0	EC001031
ETIM 5.0	EC000886

Electronic housing - EMG150-B29 - 2946036

Classifications

UNSPSC

UNSPSC 6.01	31261501
UNSPSC 7.0901	31261501
UNSPSC 11	31261501
UNSPSC 12.01	31261501
UNSPSC 13.2	31261501

Approvals

Approvals


Approvals

GOST

Ex Approvals

Approvals submitted

Approval details



Accessories

Accessories

Device marking

Marking material - EMG-GKS 22 - 2941594



Equipment marker tag, width 22 mm

Filler plug

Electronic housing - EMG150-B29 - 2946036

Accessories

Electronic housing - EMG-KA - 2941510



Terminal block/screw cover, set consisting of 50 strips each for terminal blocks and screw openings, 1 strip covers 12 terminal points.

Marking material - EMG-GKS 12 - 2947035



Equipment marker, width 12 mm

Required add-on products

Electronic housing - EMG150-H 7,5MM KLAR - 2943178



Covering hood, for the contact and dust-protected encapsulation of the components, in transparent design. Height: 7.5 mm

Electronic housing - EMG150-H 15MM KLAR - 2943165



Covering hood, for the contact and dust-protected encapsulation of the components, in transparent design. Height: 15 mm, width: 150 mm

Electronic housing - EMG150-H 52MM GN - 2943521

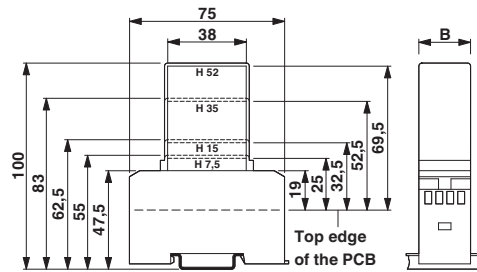


Covering hood, for the contact and dust-protected encapsulation of the components, in green design. Height: 52 mm, width: 150 mm

Electronic housing - EMG150-B29 - 2946036

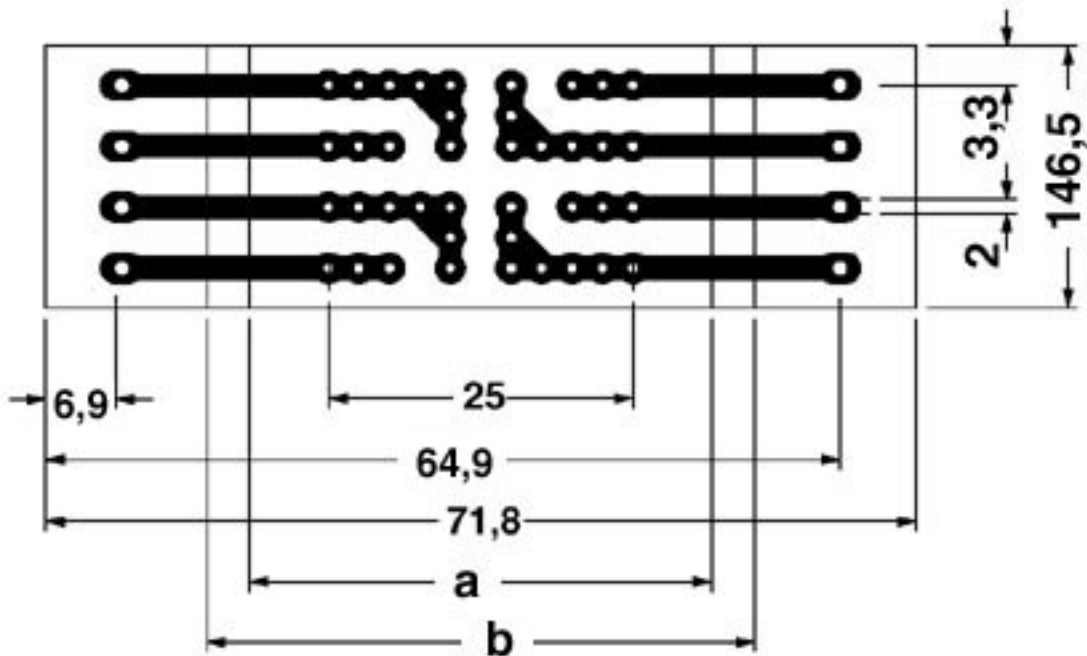
Drawings

Dimensioned drawing



1 = Top edge of the PCB
B = Housing width

Dimensioned drawing



Pitch 5 mm

a = Area for mounting components, 38 mm in the hood
b = Area for mounting components, 45 mm in the housing

