


NOTES: UNLESS OTHERWISE SPECIFIED

1.

NOTICE:	THIS IS A RoHS COMPLIANT COMPONENT/PRODUCT. ALL ENGINEERING CHANGES MUST HAVE PRIOR APPROVAL BY THE DESIGN CENTER.
RoHS-6 ✓	

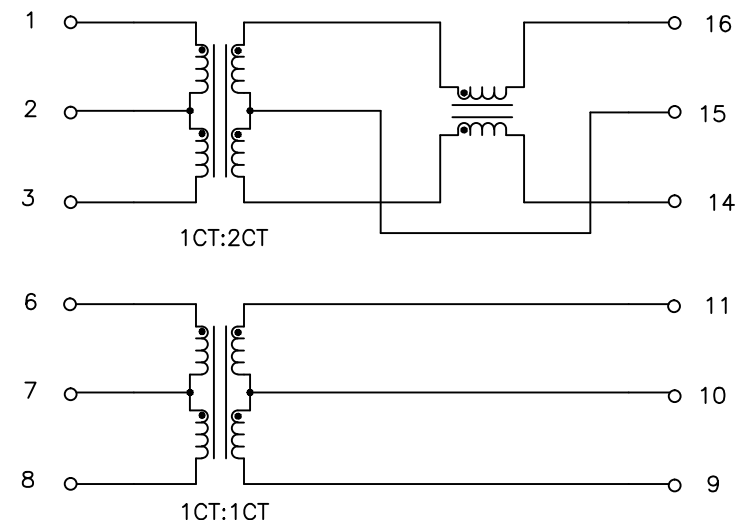
2. PLASTIC: THERMOSET PLASTIC MATERIAL WITH FLAMMABILITY RATING UL 94V-0 OR BETTER.
3. SOLDERABILITY: CONFORMS TO ANSI/J-STD-002 245°C REFLOW PEAK TEMPERATURE PER IPC/EIA J-STD-003A
4. OPERATING TEMPERATURE: 0°C TO +70°C
5. STORAGE TEMPERATURE: -20°C TO +125°C
6. JEDEC MOISTURE: LEVEL 1.
7. DIMENSIONS ARE IN INCHES WITH THE FOLLOWING TOLERANCES:
.XX = ±.01
.XXX = ±.005



ELECTRICAL CHARACTERISTICS:
ELECTRICAL: @ +25°C

PARAMETER	SPECIFICATIONS
URNS RATIO	1CT:2CT, 1CT:1CT ±2%
INDUCTANCE(LP) (MEDIA SIDE, 0°C - 70°C)	200 uH MIN (AT 1 MHz 0.1VRMS)
LEAKAGE INDUCTANCE	.30 uH MAX (AT 1 MHz 0.1VRMS)
DC RESISTANCE 1/2 WINDING	0.50 OHM MAX
COUPLING CAPACITANCE	12.0 pF MAX (AT 1 MHz, 0.1VRMS)
INPUT - OUTPUT ISOLATION	1500 VRMS MIN @ 60 SECONDS

NOTE: f IS FREQUENCY IN MHZ.



SCHEMATIC

© Copyright, 2013. Pulse Electronics, Inc. All rights reserved. Drawing specifications subject to change without notice. (7/19/13)

PULSE CONFIDENTIAL
&
PROPRIETARY

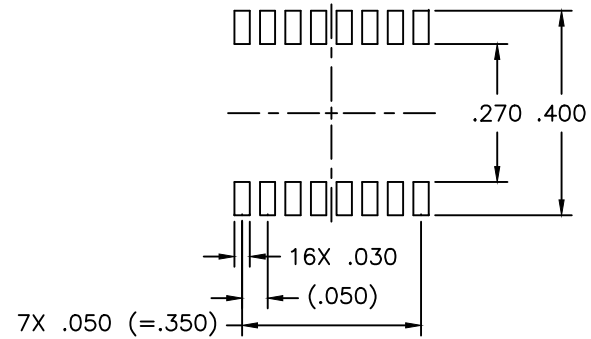
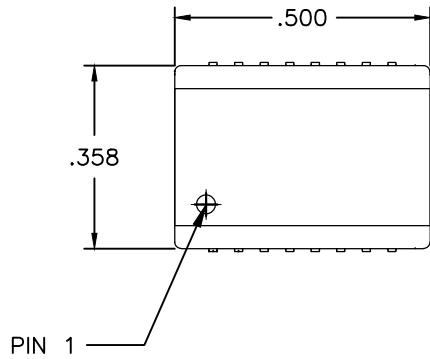
PRODUCT DESCRIPTION
MDL,SIN,10D,1:2,SMT

PS DRAWING
PS-2005.002-C

SHEET:
1

DWG. NO./ PART NO.
E2454FNL

REV.
M10



SUGGESTED LAND PATTERN

