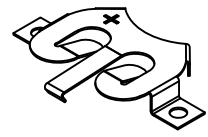
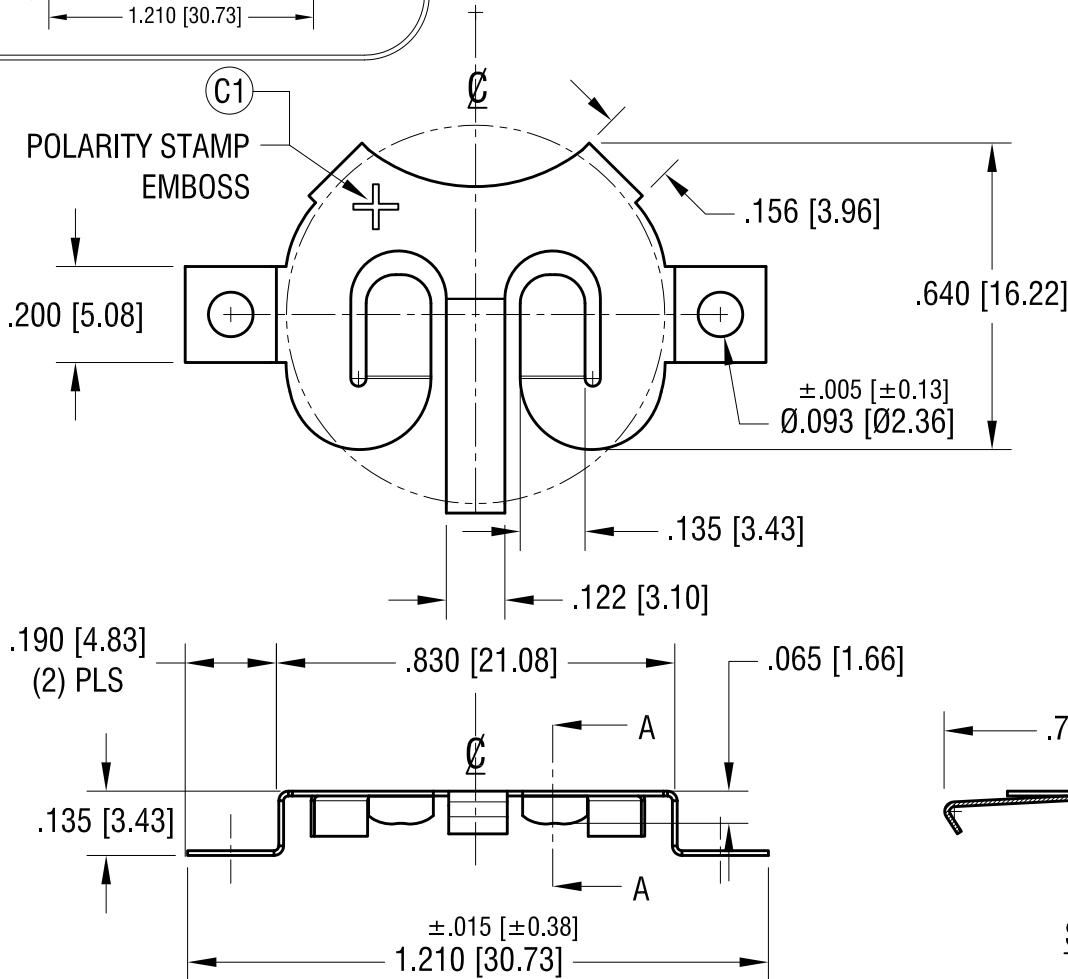
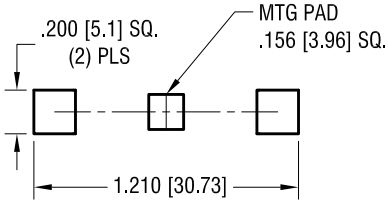


THIS DOCUMENT IS THE PROPERTY OF KEYSTONE ELECTRONICS CORP. AND SHALL NOT BE REPRODUCED, DISTRIBUTED OR USED AS A BASIS FOR MANUFACTURE WITHOUT PRIOR WRITTEN PERMISSION FROM KEYSTONE ELECTRONICS CORP.

**ACTUAL SIZE**



**MTG LAYOUT**



**NOTE:**

1. NO DISLODGMET OF THE CELL OR DAMAGE TO RETAINER WITH THE FOLLOWING TESTS:
  - a) INTEGRITY VIBRATION TEST PER MIL-STD-810G METHOD 516.6
  - b) SHOCK TEST PET MIL-STD-810G METHOD 516.6
  - c) BENCH HANDLING SHOCK TEST PER MIL-STD 810G METHOD 516.6
  - d) TRANSIT DROP TEST PER MIL-STD 810G METHOD 516.6

1.11.23	STAMP (C1) WAS CUT THRU CHANGE AS PER ECN 23-026	C
3.30.20	ADDED NOTE 1. CHANGE AS PER ECN 20-031	B
5.13.19	REMOVE DIMPLES CHANGE AS PER ECN 19-053	A
DATE	DESCRIPTION	REV.

<b>KEYSTONE ELECTRONICS CORP.</b>			
www.keyelco.com • NEW HYDE PARK, NY 11040 • Tel (516) 328-7500			
PART NAME		2032 COIN CELL SM RETAINER	
MATERIAL		.010 [0.25] TH'K PHOSPHOR BRONZE	
FINISH		DRN BY	DATE
TIN NICKEL PLATE		NT	9.19.18
		APP'D	SCALE
		RH	2.5X
TOLERANCES	INCH	[MM]	CODE
DECIMAL	±.010	[±0.25]	C
ANGULAR	± 1°		
UNLESS OTHERWISE SPECIFIED			
DWG NO.			<b>2898</b>