


Radial Leaded Fuse, PTC, 72 VDC



72.0VDC · 1.1 - 3.75A

See below:

Approvals and Compliances

Description

- Replacement for PFRX type
- Max. rated voltage 72 VDC


Applications

- Security and fire alarm systems
- Loud speakers
- Power transformers

Weblinks

[pdf data sheet](#), [html datasheet](#), [General Product Information](#), [Distributor-Stock-Check](#), [Detailed request for product](#)

Technical Data

V max	72.0VDC
I _{max}	40A
I hold	1.1 - 3.75A
Attachment	PCB, THT
Allowable Operation Temperature	-40 °C to 85 °C
Material: Terminals	Tin-Plated Copper
Weight	3 g
Storage Conditions	0 °C to 40 °C, max. 70% r.h.
Product Marking	 Type, Rated current

Soldering Methods	Wave Soldering Profile
Solderability	235 °C / 2 sec
Resistance to Soldering Heat	260 °C / 10 sec
Passing Aging	+85 °C, 1000 Hours -> +/- 5% Typical Resistance Change
Humidity Aging	+85 °C, 85% r.h., 1000 Hours -> +/- 5% Typical Resistance Change
Thermal Shock	+85 °C to -55 °C, 10 Times -> +/- 10% Typical Resistance Change
Vibration	MIL-STD-883C, Method 2007.1, Test Condition A
Resistance to Solvents	MIL-STD-202, Method 215

Approvals and Compliances



Detailed information on product approvals, code requirements, usage instructions and detailed test conditions can be looked up in [Details about Approvals](#)

SCHURTER products are designed for use in industrial environments. They have approvals from independent testing bodies according to national and international standards. Products with specific characteristics and requirements such as required in the automotive sector according to IATF 16949, medical technology according to ISO 13485 or in the aerospace industry can be offered exclusively with customer-specific, individual agreements by SCHURTER.

Approvals





The approval mark is used by the testing authorities to certify compliance with the safety requirements placed on electronic products.

Approval Reference Type: PFRY

Approval Logo	Certificates	Certification Body	Description
	TUEV Approvals	TUEV	Technischer Überwachungsverein
	UL Approvals	UL	UL File Number: E172175

Product standards

Product standards that are referenced

Organization	Design	Standard	Description
	Designed according to	62319-1-1	Polymeric thermistors. Part 1-1: Current limiting application
	Designed according to	IEC 62319-1-1	Miniature fuses. Part 2. Cartridge fuse links
	Designed according to	UL 1434	Thermistor-type devices
	Designed according to	CSA 22.2 No. 0 TIL No. CA-3A	General requirements - Canadian electrical code, part II






Application standards

Application standards where the product can be used

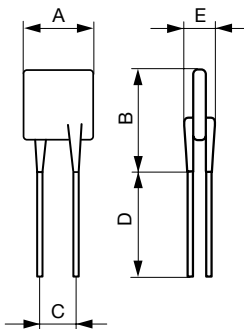
Organization	Design	Standard	Description
	Designed for applications acc.	IEC/UL 62368-1	Audio/video, information and communication technology equipment - Part 1: Safety requirements

Compliances

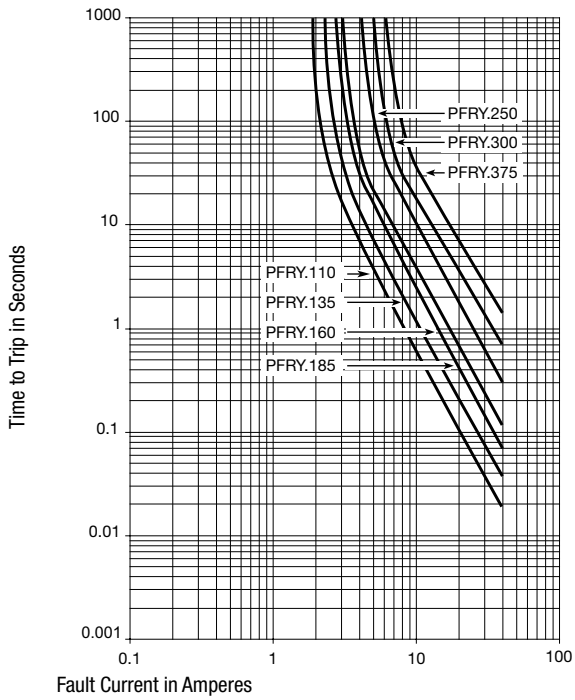
The product complies with following Guide Lines

Identification	Details	Initiator	Description
	CE declaration of conformity	SCHURTER AG	The CE marking declares that the product complies with the applicable requirements laid down in the harmonisation of Community legislation on its affixing in accordance with EU Regulation 765/2008.
	UKCA declaration of conformity	SCHURTER AG	The UKCA marking declares that the product complies with the applicable requirements laid down in the British Amendment of Regulation (EC) 765/2008.
	RoHS	SCHURTER AG	Directive RoHS 2011/65/EU, Amendment (EU) 2015/863
	China RoHS	SCHURTER AG	The law SJ / T 11363-2006 (China RoHS) has been in force since 1 March 2007. It is similar to the EU directive RoHS.
	REACH	SCHURTER AG	On 1 June 2007, Regulation (EC) No 1907/2006 on the Registration, Evaluation, Authorization and Restriction of Chemicals 1 (abbreviated as "REACH") entered into force.

Dimension [mm]



Time-Current-Curves



Dimensions

A max [mm]	B max [mm]	C min [mm]	C max [mm]	D min [mm]	E max [mm]	Ø Lead [mm]	Order Number
10.84	16.8	4.4	5.8	7.6	3	0.81	PFRY.110
12.26	18.3	4.4	5.8	7.6	3	0.81	PFRY.135
13.94	19.9	4.4	5.8	7.6	3	0.81	PFRY.160
15.18	21.2	4.4	5.8	7.6	3	0.81	PFRY.185
17.84	23.8	9.5	10.9	7.6	3	0.81	PFRY.250
20.67	23.8	9.5	10.9	7.6	3	0.81	PFRY.300
23.51	29.6	9.5	10.9	7.6	3	0.81	PFRY.375

Most Popular.

Availability for all products can be searched real-time: <https://www.schurter.com/en/Stock-Check/Stock-Check-SCHURTER>

Thermal Derating Chart Ihold [A]

-40 °C	-20 °C	0 °C	23 °C	40 °C	50 °C	60 °C	70 °C	85 °C	Order Number
1.71	1.5	1.31	1.1	0.89	0.79	0.69	0.59	0.44	PFRY.110
2.09	1.84	1.61	1.35	1.09	0.97	0.85	0.73	0.54	PFRY.135
2.48	2.18	1.9	1.6	1.3	1.15	1.01	0.86	0.64	PFRY.160
2.87	2.52	2.2	1.85	1.5	1.33	1.17	1	0.74	PFRY.185
3.88	3.4	2.98	2.5	2.03	1.8	1.58	1.35	1	PFRY.250
4.65	4.08	3.57	3	2.43	2.16	1.89	1.62	1.2	PFRY.300
5.81	5.1	4.46	3.75	3.04	2.7	2.36	2.03	1.5	PFRY.375

Most Popular.

Availability for all products can be searched real-time: <https://www.schurter.com/en/Stock-Check/Stock-Check-SCHURTER>

Electrical Characteristics at 23 °C

V max [VDC]	I max [A]	I hold [A]	I trip [A]	R initial min [Ω]	R initial max [Ω]	R 1hour max [Ω]	Max Time to trip [A]	Max Time to Trip [s]	Tripped Power Dissipation [W]	Order Number
72.0	40	1.1	2.2	0.15	0.25	0.38	5.5	8.2	-	PFRY.110
72.0	40	1.35	2.7	0.12	0.19	0.3	6.75	9.6	1.70	PFRY.135
72.0	40	1.6	3.2	0.09	0.14	0.22	8	11.4	1.90	PFRY.160
72.0	40	1.85	3.7	0.08	0.12	0.19	9.25	12.6	2.10	PFRY.185
72.0	40	2.5	5	0.05	0.08	0.13	12.5	15.6	2.50	PFRY.250
72.0	40	3	6	0.04	0.06	0.1	15	19.8	2.80	PFRY.300
72.0	40	3.75	7.5	0.03	0.05	0.08	18.75	24	3.20	PFRY.375

Most Popular.

Availability for all products can be searched real-time: <https://www.schurter.com/en/Stock-Check/Stock-Check-SCHURTER>

Packaging Unit

PFRY.xxx Bulk (500 pcs.)
 PFRY.xxx.2 Blister Tape (1000 pcs.)