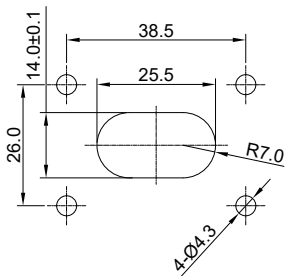
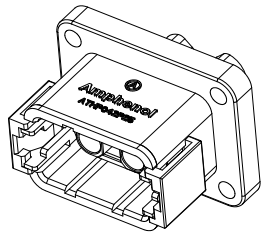
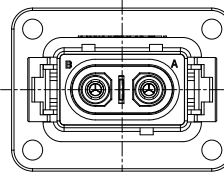
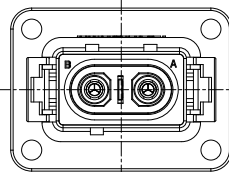




A Key

B Key



RECOMMEND PANEL CUT TOLERANCE: ±0.05



C Key

D Key

REVISIONS

| REV | ECO | DESCRIPTION | DATE | BY | APPR |
|-----|-----|---------------------------|-----------|-------|-------|
| A1 | - | FIRST RELEASE | May.22.17 | Regan | Tommy |
| A2 | - | MODIFY THE CURRENT RATING | Jul.10.17 | White | Tommy |
| A3 | - | ADD BLACK SPECIFICATION | Jan-10-20 | Blink | Tommy |

NOTES: UNLESS OTHERWISE SPECIFIED

1. MATERIAL:

- 1.1 HOUSING: THERMOPLASTIC UL 94V0
- 1.2 SEAL: SILICONE RUBBER
- 1.3 POWER CONTACT: COPPER ALLOY, Tin PLATED
- 1.4 SHIELDING: COPPER ALLOY, NICKLE PLATED

2. SPECIFICATIONS:

- 2.1 CURRENT RATING: 6.0mm² (MP10B23XX) @35 AMPS
4.0mm² (SP12A1XX-10) @25 AMPS
2.5mm² (SP12A1XX) @20 AMPS

"XX" DENOTES DIFFERENT PLATING.

- 2.2 VOLTAGE RATING: 1000 V AC/DC
- 2.3 OPERATING TEMPERATURE: -40°C TO +130°C
- 2.4 DIELECTRIC WITHSTANDING VOLTAGE: LESS THAN 2 MILLIAMPS CURRENT LEAKAGE @ 3000 VOLTS AC.
- 2.5 INSULATION RESISTANCE: 500 MEGOHMS MIN@25°C.
- 2.6 DEGREE OF PROTECTION: IP67 (MATED CONDITION)
- 2.7 MATING CYCLE DURABILITY: 100 CYCLES
- 2.8 RoHS COMPLIANT

3. ALL DIMENSIONS ARE FOR REFERENCE USE ONLY.

| PART NUMBER | | Key type |
|------------------|-------------------|----------|
| The orange shell | The black shell | |
| ATHP042P25EL | ATHP042P25EL-BLK | A Key |
| ATHP042P25ELB | ATHP042P25ELB-BLK | B Key |
| ATHP042P25ELC | ATHP042P25ELC-BLK | C Key |
| ATHP042P25ELD | ATHP042P25ELD-BLK | D Key |

| QUANTITY | PART NUMBER | DESCRIPTION | ITEM |
|--|-------------|-------------|------------------|
| MATERIALS LIST | | | |
| UNLESS OTHERWISE SPECIFIED: 1) All dimensions are in metric (mm). 2) Tolerances are as follows: 1 PL DEC ±0.30 Fractions ±1/64 2 PL DEC ±0.15 Angles ±1° 3 PL DEC ±0.08 | | | |
| SIGNATURES | | DATE | |
| DRAWN: Blink | | Jan.10.20 | |
| CHECKED: | | | |
| ENGINEER: | | | |
| APPROVAL: Tommy | | Jan.10.20 | |
| MATERIAL SPECIFICATIONS: | | | |
| CUSTOMER: | | | |
| THIS DRAWING IS SUPPLIED FOR INFORMATION ONLY. DESIGN FEATURES, SPECIFICATIONS AND PERFORMANCE DATA SHOWN HEREON ARE THE PROPERTY OF THE AMPHENOL CORPORATION. NO RIGHTS OF REPRODUCTION ARE IMPLIED. ALL DIMENSIONS ARE SUBJECT TO NORMAL MANUFACTURING VARIATIONS. | | | |
| PROCESS SPECIFICATIONS: | | SIZE | TYPE |
| NEXT ASSY: | | B C- | ATHP042P25EL*-xx |
| | | DWG NO: | A3 |
| | | SCALE: NONE | SHEET 1 OF 1 |

TITLE: ATHP RECEPTACLE 2 PIN WITH EMC SHIELDING
DWG NO: ATHP042P25EL*-xx
REV: A3
SH: 1
OF: 1

MagnaMate™ ATHP Mini - Contact Options

| Crimp Contacts, Machined | | | | | |
|--------------------------|------------|-------|-------------------------------|-----------------|------------|
| Part Number | | AWG | Wire Range (mm ²) | Use with Endcap | Plating |
| Male | Female | | | | |
| MP10B23T | MS10B23T | 12-10 | 3.0-6.0 | Yes | Tin |
| MP10B23S | MS10B23S | 12-10 | 3.0-6.0 | Yes | Silver |
| MP10B23F | MS10B23F | 12-10 | 3.0-6.0 | Yes | Gold Flash |
| MP10B23G5 | MS10B23G5 | 12-10 | 3.0-6.0 | Yes | Gold 5μ" |
| MP10B23G10 | MS10B23G10 | 12-10 | 3.0-6.0 | Yes | Gold 10μ" |
| MP10B23G15 | MS10B23G15 | 12-10 | 3.0-6.0 | Yes | Gold 15μ" |
| MS10B23G30 | MS10B23G30 | 12-10 | 3.0-6.0 | Yes | Gold 30μ" |

| Tooling, Machined | |
|-------------------|---|
| Part Number | Description |
| QXRT08 | Contact Extraction Tool, #8 (Ø 3.6) Contact |
| M300BT | Hand Crimper |
| WA27-300BT-EP | Pneumatic Crimper |
| TP968 | Locator M3200BT and WA27-300BT-EP for Pneumatic Crimper |

| Plating Options, All | |
|----------------------|--|
| Symbol | Plating |
| T | Tin Plated (for Stamped & Formed Contacts) |
| S | Silver Plated 5Um (for Machined Contacts) |
| F | Gold Plated |
| G5 | Gold Plated (Thickness 5μ") |
| G10 | Gold Plated (Thickness 10μ") |
| G15 | Gold Plated (Thickness 15μ") |
| G30 | Gold Plated (Thickness 30μ") |

| Stamped & Formed, Crimp Contacts (14-12AWG) | | | | |
|---|---------|-------|-------------------------------|---------|
| Part Number | | Size | Wire Range (mm ²) | Plating |
| Male | Female | | | |
| SP12A1T | SS12A1T | 2.5mm | 2.5-3.5 | Tin |

| Stamped & Formed, Crimp Contacts (4mm ²) | | | | |
|--|------------|-------|-------------------------------|---------|
| Part Number | | Size | Wire Range (mm ²) | Plating |
| Male | Female | | | |
| SP12A1T-10 | SS12A1T-10 | 4.0mm | 4mm ² | Tin |

| Tooling, Stamped & Formed | |
|---------------------------|--|
| Part Number | Description |
| MFX-3962 | Hand Tool, Stamped & Formed Contact, 2.5mm Contact |

Amphenol Sine Systems
 44724 Morley Drive
 Clinton Township, MI 48036 USA
www.amphenol-sine.com
 04/2022