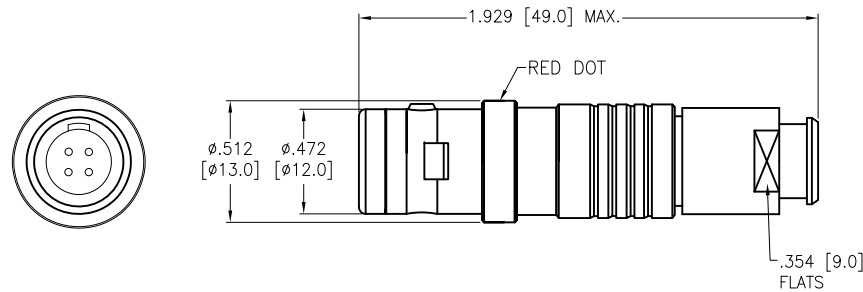


APPROVED: _____
 DATE: _____ TITLE: _____

Rev	AWO #	Description	Date	Appr
-		RELEASED	8/16/21	



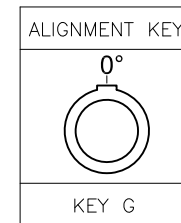
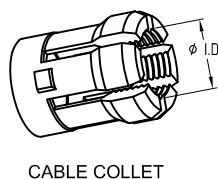
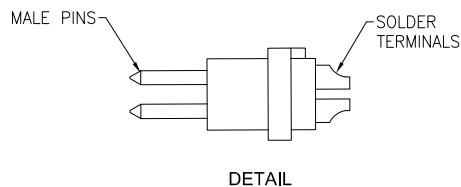
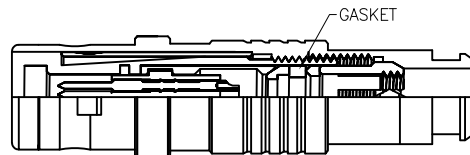
NOTE; BEND RELIEF
 MUST BE ORDERED
 SEPARATELY
 SEE MMI-BR1-XX-XX-X

MMI-M1PGXXSXXB-IP67

ALIGNMENT KEY
 G = 0°

OF POSITIONS
 02, 03, 04, 05, 06,
 07, 10, 14 & 16

CABLE COLLET SIZE	
42	= 3.2mm ~ 4.2mm ID
52	= 4.2mm ~ 5.2mm ID
62	= 5.2mm ~ 6.2mm ID
72	= 6.2mm ~ 7.2mm ID



	2 Pin	3 Pin	4 Pin	5 Pin	6 Pin	7 Pin	10 Pin	14 Pin	16 Pin
Configuration									
Diameter of Pin	φ1.3	φ1.3	φ0.9	φ0.9	φ0.7	φ0.7	φ0.5	φ0.5	φ0.5
Testing Voltage	1300V	1300V	1200V	1200V	1000V	1000V	800V	800V	800V
Working Voltage	300V	300V	250V	250V	200V	200V	200V	200V	200V
Rated Current / Pin	9A	9A	8A	7A	5A	5A	2A	2A	2A

SPECIFICATIONS:

Material:
 Housing (Body): Brass, Natural Chrome plated
 Insulator: PPS
 Terminal: Brass, Gold Plated
 Electrical:
 Voltage Rating: 250V
 Current Rating: See chart
 Dielectric withstanding voltage: See chart
 Electrical Life: 5,000 Cycles min.
 Temperature Rating:
 Operating temperature: -55°C to +150°C
 Environmental:
 IP67, Protection (Mated Condition)
 Lead free, RoHS compliant



UNLESS OTHERWISE SPECIFIED ALL DIMENSIONS ARE INCHES [MM] TOLERANCES: EXCEPT AS NOTED INCHES HOLES .X ± .10 Ø.X ± .10 .XX ± .020 Ø.XX ± .015 .XXX ± .015 Ø.XXX ± .010		ADAM TECH 909 Rahway Avenue, Union, NJ 07083 Phone: 908-687-5000 Fax: 908-687-5710	
APPROVALS DRAWN SS 8/16/21 CHECKED SS 8/16/21 APPROVED		DATE DATE DATE	
TITLE PUSH-PULL CONNECTOR MALE PLUG, METAL, SIZE 1, SOLDER TERMINAL, BEND RELIEF TYPE, IP67		SIZE X PART NO. MMI-M1PGXXSXXB-IP67 REV. -	
REF: SXXXXXX		SCALE: NTS SHEET 1 OF 1	