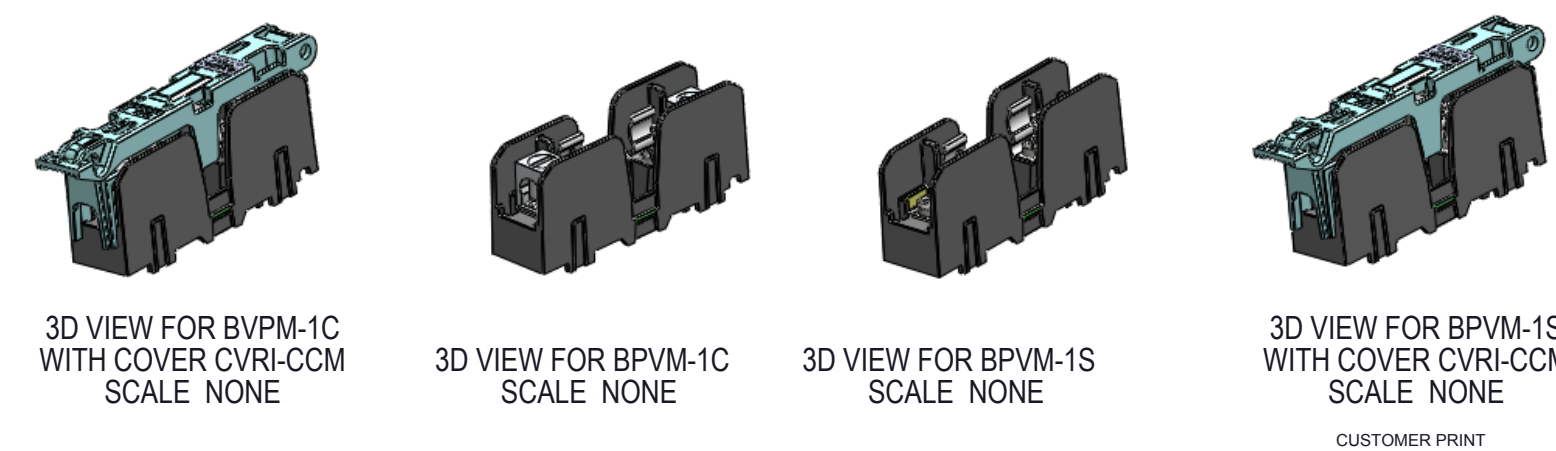
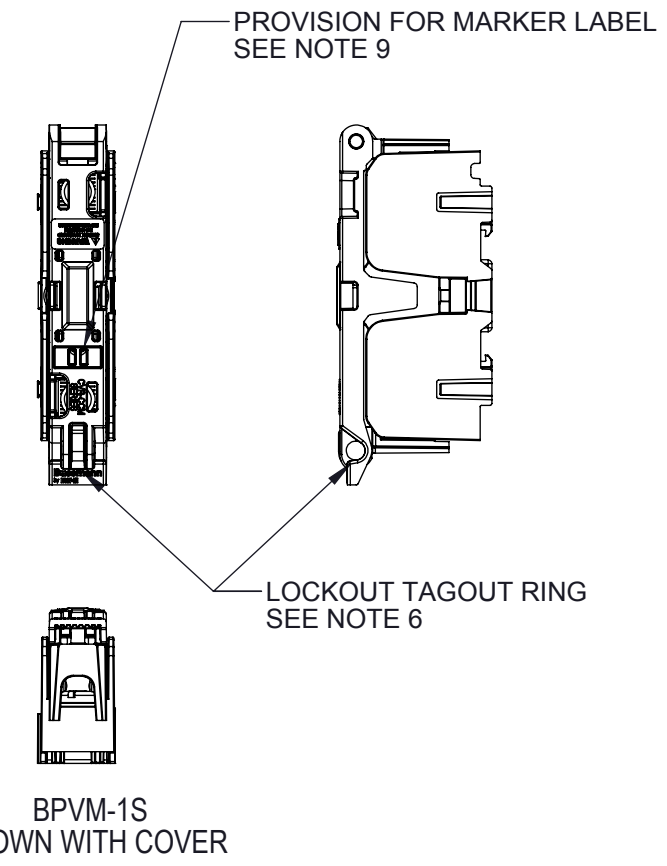
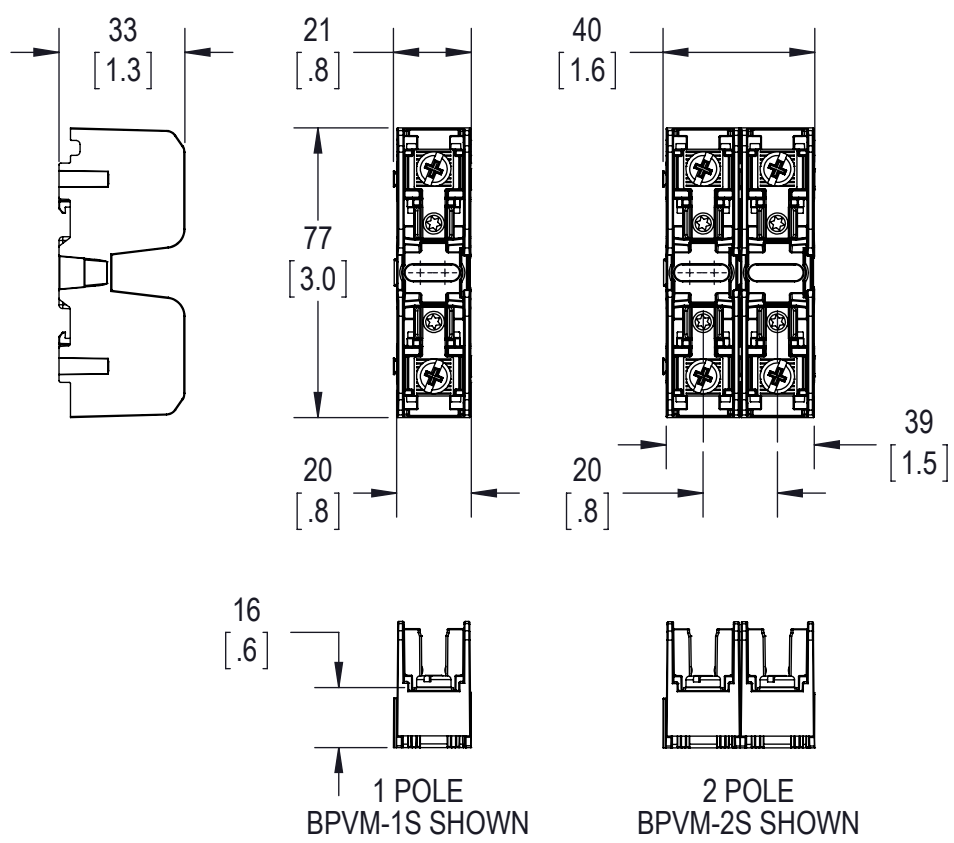
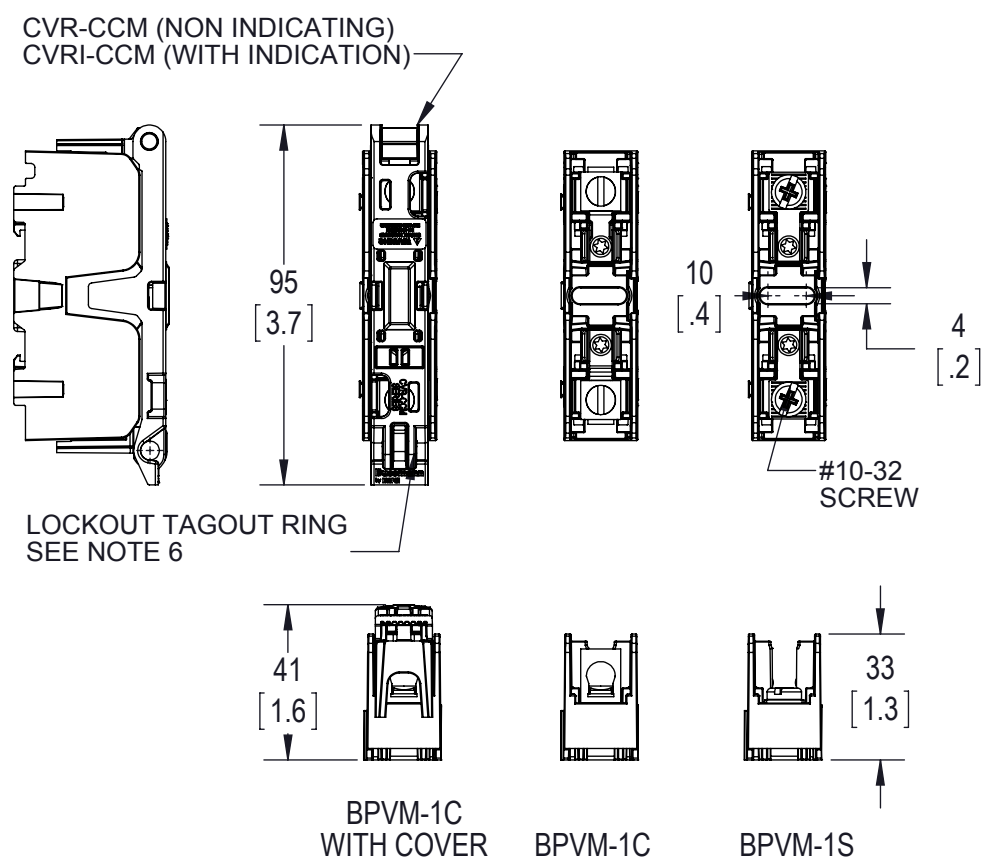


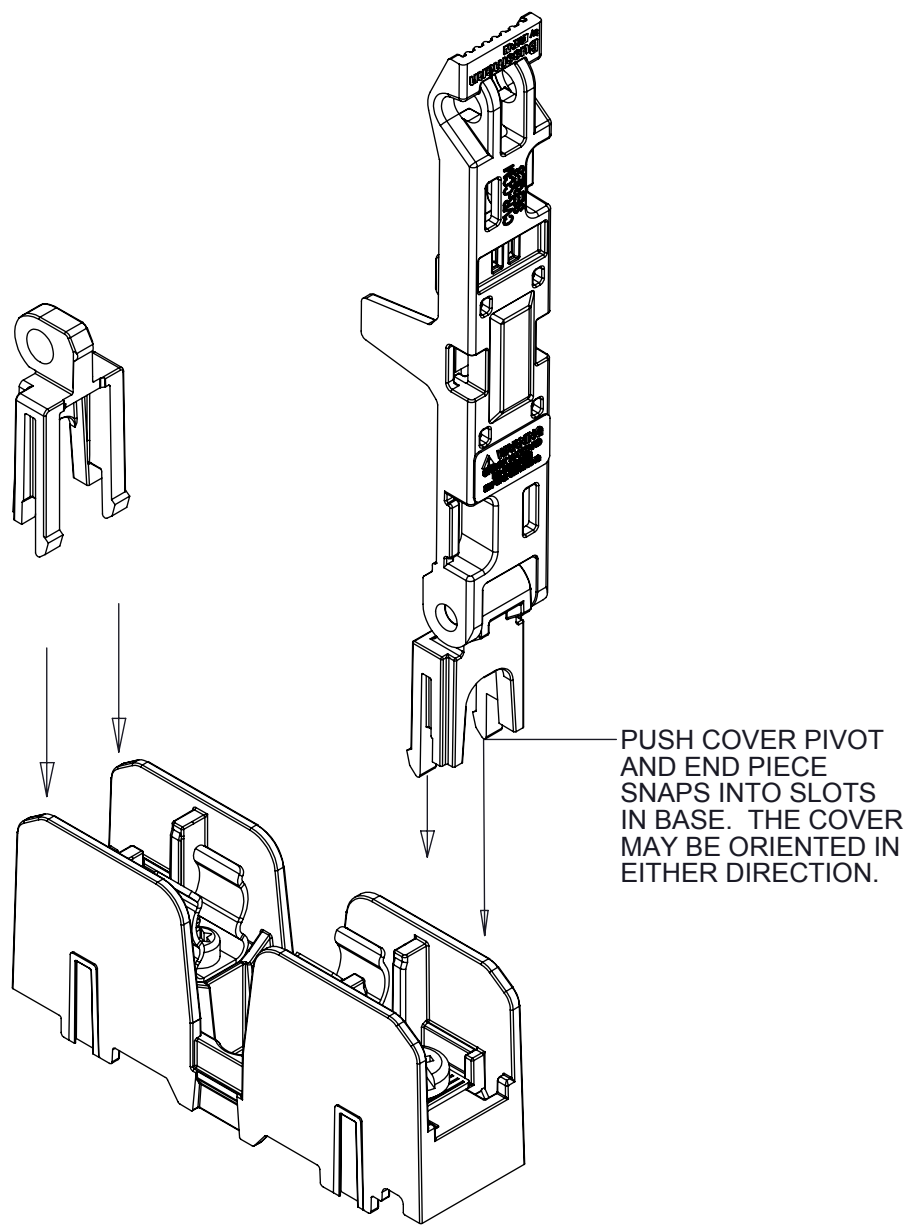
CATALOG NO.	TERMINAL TYPE	IP20 FINGER SAFE COVERS		NO. OF POLES
		W/O INDICATION	INDICATION	
BPVM-1S	SCREW	CVR-CCM SEE NOTE 7	CVRI-CCM SEE NOTE 7	1
BPVM-2S	SCREW			2
BPVM-1C	BOX LUG			1
BPVM-2C	BOX LUG			2

REVISIONS					
REV	ZONE	DESCRIPTION	DATE	ECN	BY
A		PRE-RELEASE	5/8/14	BU-SB14TBD	AVM

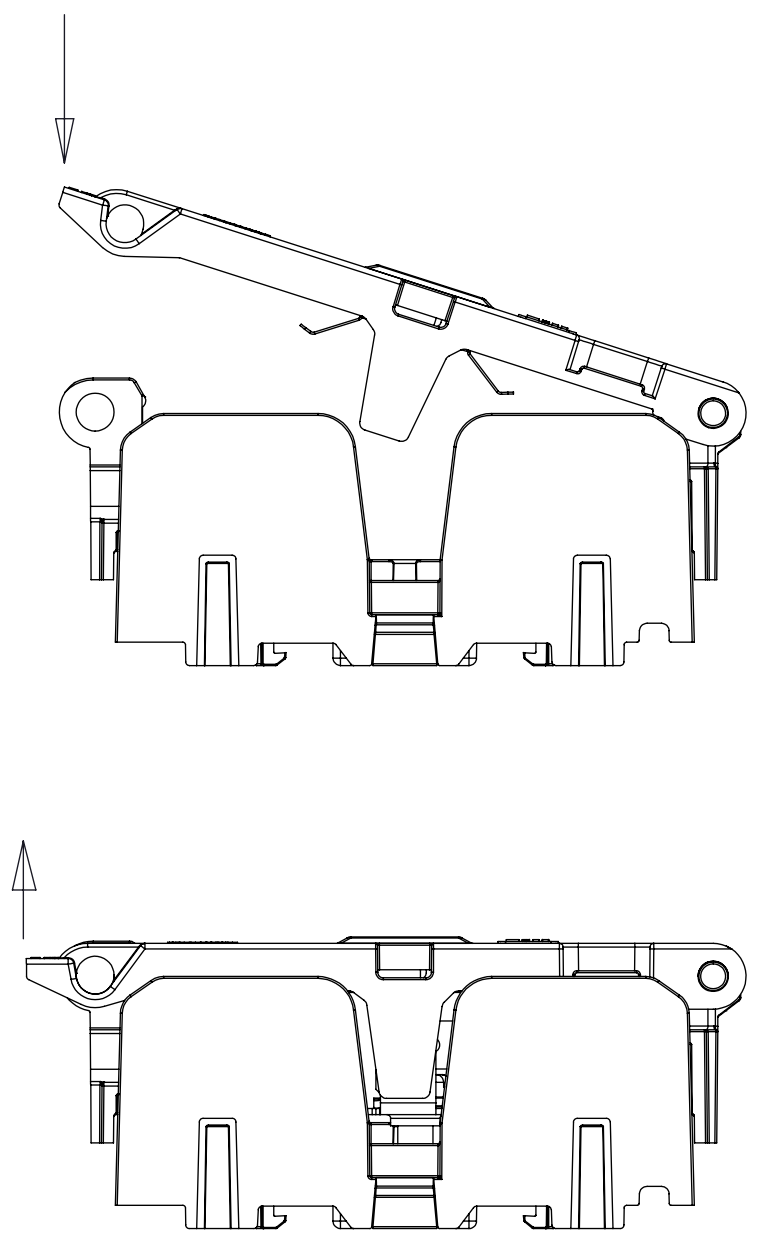


- NOTES:
- VOLTAGE RATING: 1000V
 - AMPERAGE: 30A
 - WITHSTAND RATING: 33kA
 - C: WIRE RANGE:
 - (1) CU 75/90C
 - 2-3 AWG = 50 LB-IN (5.6NM)
 - 4-6 AWG = 45 LB-IN (5.1NM)
 - 8-14 AWG = 35 LB-IN (4.0 NM)
 - (1) AL 75/90C
 - 2-6 AWG = 50 LB-IN (5.6NM)
 - 8 AWG = 40 LB-IN (4.5NM)
 - S WIRE RANGE:
 - (1) CU 75/90C
 - 10-18 AWG = 20 LB-IN (2.3NM)
 - USE 4MM DIA. CABLE LOCK
 - CVR-CCM AND CVRI-CCM
 - 4AWG MAX WIRE
 - FITS WITH MOST RING AND FORK CONNECTORS
 - RECOMMEND USING DIN-RAIL END STOPS FOR DIN RAIL MOUNTED APPLICATIONS
 - BUSSMANN PART NUMBERS BRKT-ND OR BRKT-NDSCREW2
 - USE BUSSMANN MARKER LABEL TM26CB
 - ALL DIMENSIONS ARE TYPICAL UNLESS OTHERWISE INDICATED

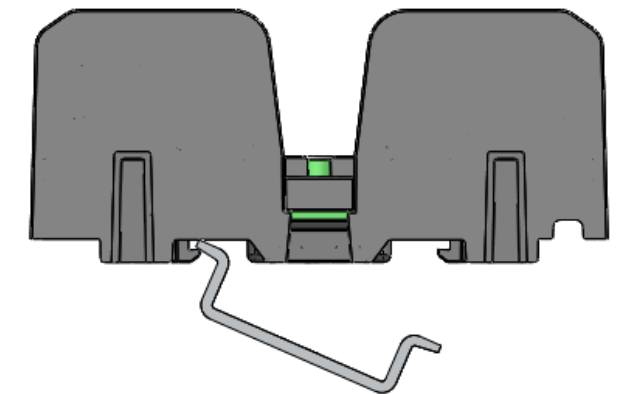
MODEL SOURCE DATA BPVM-XS	MODEL VERSION	GENERAL DRAWING PRACTICES IN ACCORDANCE WITH ASME - Y14.100-2004 DIMENSIONS AND TOLERANCES IN ACCORDANCE WITH ASME - Y14.5M-1994	APPROVALS D. McDowell A. VZM	DATE 5/08/2014 5/08/2014	
THIS DRAWING IS AN UNCONTROLLED COPY IF PRINTED OR SENT ELECTRONICALLY. DO NOT SCALE DRAWING.		UNLESS OTHERWISE SPECIFIED DIMENSIONS ARE IN MILLIMETERS TOLERANCES ARE IN ONE PLACE X.X = ±0.3mm TWO PLACE X.X X = ±0.13mm ALL ANGLES X.X = ± 1°	QUALITY ---	QUALITY --/--/----	
EATON CORPORATION - CONFIDENTIAL AND PROPRIETARY NOTICE TO PERSONS RECEIVING THIS DOCUMENT AND/OR TECHNICAL INFORMATION THIS DOCUMENT, INCLUDING THE DRAWING AND INFORMATION CONTAINED THEREON IS CONFIDENTIAL AND IS THE EXCLUSIVE PROPERTY OF EATON CORPORATION AND IS MERELY ON LOAN AND SUBJECT TO RECALL BY EATON AT ANY TIME. BY TAKING POSSESSION OF THIS DOCUMENT, THE RECIPIENT ACKNOWLEDGES AND AGREES THAT THIS DOCUMENT CANNOT BE USED IN ANY MANNER ADVERSE TO THE INTERESTS OF EATON AND THAT NO PORTION OF THIS DOCUMENT MAY BE COPIED OR OTHERWISE REPRODUCED WITHOUT THE PRIOR WRITTEN CONSENT OF EATON. IN THE CASE OF CONFLICTING CONTRACTUAL PROVISIONS, THIS NOTICE SHALL GOVERN THE STATUS OF THIS DOCUMENT.		SPECIAL CHARACTERISTIC $\diamond (0)$ SIGNIFICANT CHARACTERISTIC $\triangle (0)$	MATERIAL N/A	FINISH N/A	1000V 30A 10X38 PV FUSE HOLDER TITLE SIZE DWG NO. A3 BPVM-SERIES-CP REV A SCALE: 1:2 SHEET 1 OF 2
© 2012 Eaton Corporation. All Rights Reserved.		THIRD ANGLE PROJECTION			



COVER INSTALLATION
ONCE INSTALLED THE COVER CANNOT BE REMOVED

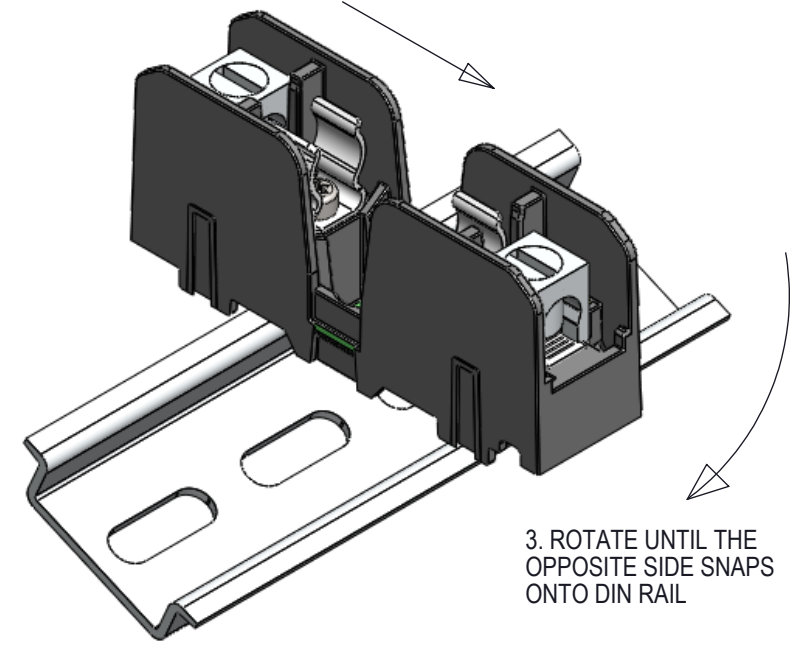


OPENING AND CLOSING
PUSH/PULL ON END TAB, ROTATE UNTIL CLOSED/OPEN



1. HOOK DIN RAIL SNAPS ON ONE SIDE OF THE DIN RAIL

2. PUSH DOWN TO DEFLECT THE SNAPS



3. ROTATE UNTIL THE OPPOSITE SIDE SNAPS ONTO DIN RAIL

INSTALLATION ON DIN RAIL
END STOPS MAY BE NECESSARY FOR SOME ASSEMBLY CONDITIONS - SEE NOTE 8

CUSTOMER PRINT

Bussmann
by **E.T.N.**

TITLE
1000V 30A 10X38 PV FUSE HOLDER

SIZE A3	DWG NO. BPVM-SERIES-CP	REV A
-------------------	----------------------------------	-----------------

SCALE: 1:2 SHEET 2 OF 2