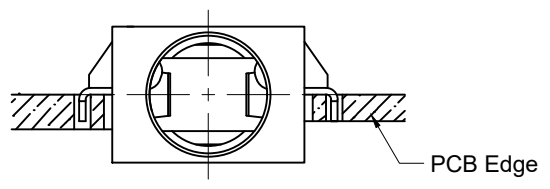
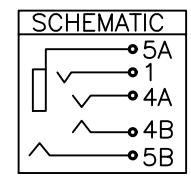
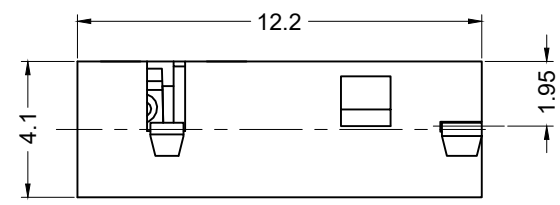
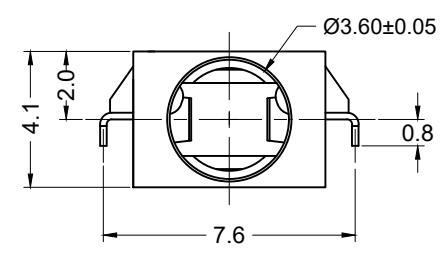


Recommended PCB Layout
(Top View)

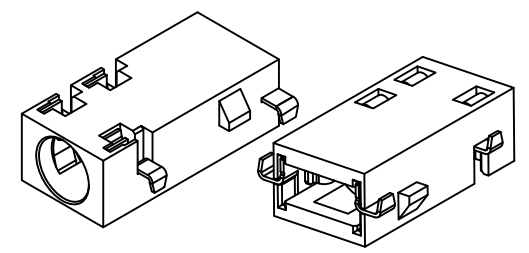


Material and Finish

Housing: High Temp Plastic
Terminals: Copper Alloy,
Gold Plated

Electrical Specifications

Contact Resistance:
Before Test: 50 milliohms Max.
After Durability Test:
100 milliohms Max.
Insulation Resistance:
100 Megohms Min.
at 500V DC
Dielectric Strength:
500V AC RMS for 1 Minute
Operating Temperature:
-25°C to +85°C



RoHS COMPLIANT



Tolerances
X.X ± 0.35
X.XX ± 0.25
Unless Stated
Otherwise

REV.	DATE	DESCRIPTION	REV. BY	CHK. BY	DRAWN BY	DATE
A0	06/22/10	New Drawing	S. Vien	H. MA	S. Vien	03/06/10
A1	7/30/10	Release Drawing	H. MA	N/A		
A2	02/10/11	ECO #11-016	S. Vien	H. MA		UNITS
A3	04/17/12	ECO #12-020	S. Vien	P. DalCanto		
A4	08/14/18	Update Address	D.Shehan	N/A		

STX-35398E-5N-TR

Audio Jack, 3.5mm, Mid-Mount, RoHS Compliant

3 Poles With 1 open Switch

