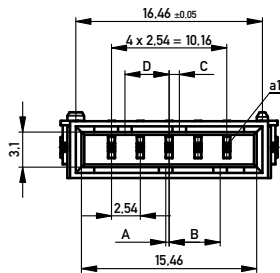
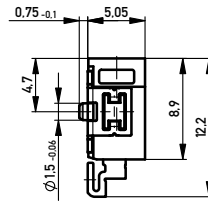
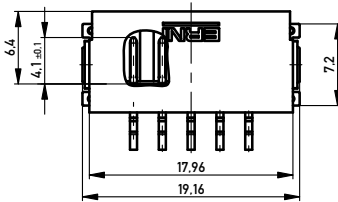
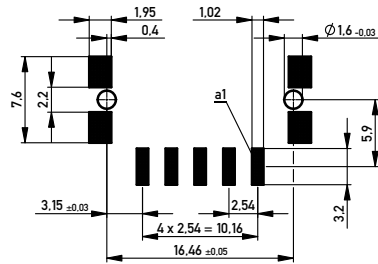


Leiterplatten-Layout Vorschlag für SMT
PCB-Layout Proposal for SMT



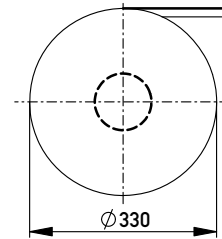
Anforderungsstufe 1
Performance Level 1

Kontaktbereich vergoldet
Mating Area gold plating

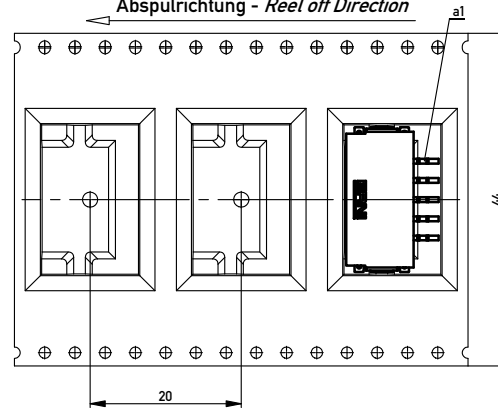
Anschlussbereich verzinkt 4-6 µm
Terminal Area 4-6 µm tin plating

Koplanarität der Anschlüsse ≤ 0,1 mm
Coplanarity Area of Termination ≤ 0,1 mm

Verpackt in Gurtverpackung
Tape on Reel Packaging
Verpackungseinheit: 440 Stück
Packaging unit: 440 pcs



Abspulrichtung - Reel off Direction



444807		weiß white	0.3	4.5	0.9	3.9	Codierung wie Variante schwarz Encoding such variant black
254826		rot red	3.9	0.9	4.5	0.3	
254825		grün green	2.7	2.1	3.3	1.5	
254824		blau blue	1.5	3.3	2.1	2.7	
254823		schwarz black	0.3	4.5	0.9	3.9	
Ident-Nr. part-no.	Codierung coding	Farbe color	A	B	C	D	Bemerkung note

Information:	Tolerances		Scale	3:1
All rights reserved. Only for Information. To ensure that this is the latest version of this drawing, please contact one of the ERNI companies before using.	Subject to modification without prior notice. Drawing will not be updated.	All Dimensions in mm	Designation	M 2.54 SRC-A, 5-polig
e	03.04.2013	www.ERNI.com	224912	I
Index	Date	Class	SRCA	A2