



Specifications

Electrical Ratings	50mA @ 50VDC	Dielectric Strength	250Vrms min
Electrical Life	100,000 cycles typical	Insulation Resistance	>100MΩ min
Contact Resistance	<50mΩ initial	Operating Temperature	-40°C to 85°C
Actuation Force	100 ± 50gF 160 ± 50gF 260 ± 50gF	Storage Temperature	-40°C to 85°C
Actuation Travel	.25 ± .1mm		

Materials

Actuator	PA6T Nylon
Housing	PA6T Nylon
Cover	Stainless Steel
Contacts	Stainless Steel, Silver Plated
Terminals	Brass, Silver Plated

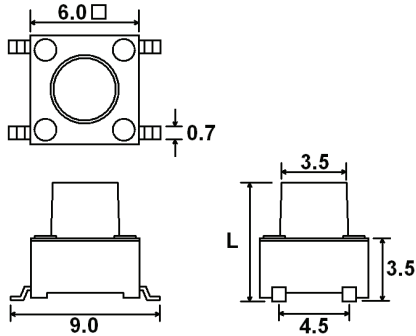
Ordering Information

1. Series	CS1102	9.5	F160
CS1102			
2. Actuator Length "L" mm			
4.3			
5.0			
7.0			
7.5			
8.0			
8.5			
9.5			
S2.4 = 2.4mm square head			
S2.8 = 2.8mm square head			
3. Actuation Force			
F100 = 100gF			
F160 = 160gF			
F260 = 260gF			
4. Terminal Options			
Blank = Gull Wing			
J = J Lead			
5. Cap Options	Cap Colors		
Blank = No Cap	** See Cap Options for color availability		
C01	** Caps available with S2.8 actuator only		
C02			
C03			
C04			
C05			

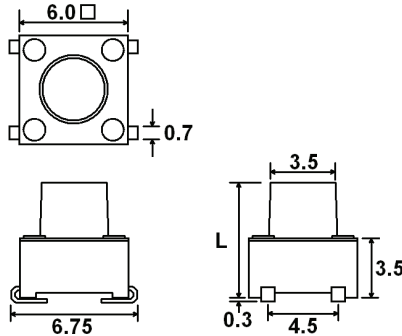
Reel Size

Part Number	Qty Per Reel	Part Number	Qty Per Reel	Part Number	Qty Per Reel
CS11024.3	1000	CS11027.5	700	CS11029.5	400
CS11025.0	1000	CS11028.0	500	CS1102S2.4	700
CS11027.0	700	CS11028.5	500	CS1102S2.8	700

Dimensions

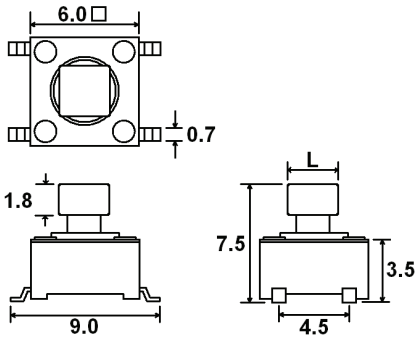


Gull Wing

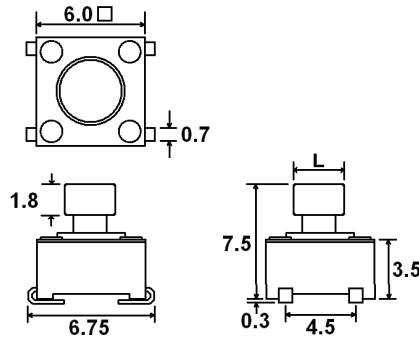


J Lead

Part Number	"L" mm
CS11024.3	4.3
CS11025.0	5.0
CS11027.0	7.0
CS11027.5	7.5
CS11028.0	8.0
CS11028.5	8.5
CS11029.5	9.5



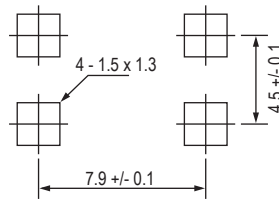
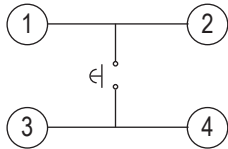
Gull Wing



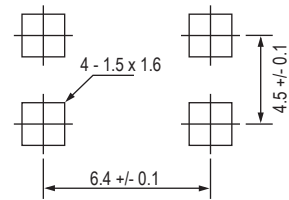
J Lead

Part Number	"L" mm
CS1102S2.4	2.4
CS1102S2.8	2.8

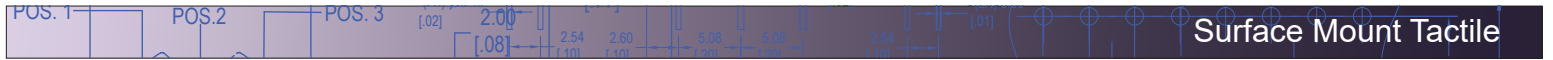
Schematic & PC Layout



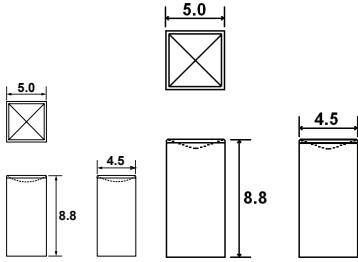
Gull Wing



J Lead

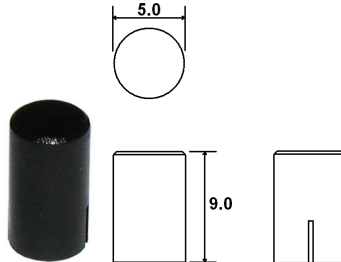


Cap Options for S2.8 Actuator



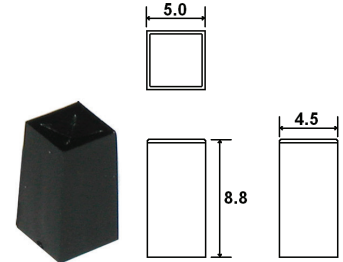
C01_

1 = White, 2 = Black, 3 = Red, 9 = Light Gray
Contact Factory for other available colors



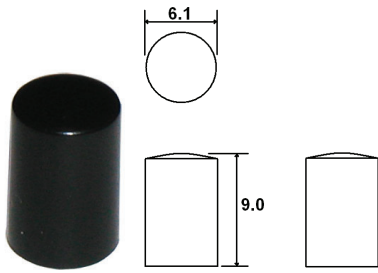
C02_

1 = White, 2 = Black, 3 = Red, 9 = Light Gray
Contact Factory for other available colors



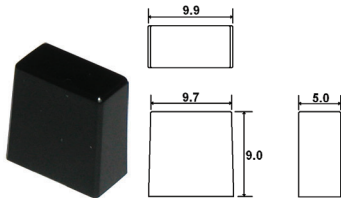
C03_

1 = White, 2 = Black, 3 = Red, 9 = Light Gray
Contact Factory for other available colors



C04_

1 = White, 2 = Black, 3 = Red, 9 = Light Gray
Contact Factory for other available colors



C05_

1 = White, 2 = Black, 3 = Red, 9 = Light Gray
Contact Factory for other available colors