




SLM40327 Series



1. Features:

- Ferrite based SMD inductor with lower core loss.
- Inductance range: 180.0 nH to 1,390.0 nH , custom values are welcomed.
- High current output chokes, upto 85.0 Amp with approx. 20% roll off.
- Low profile 8.00 mm Max. height.
- 10.00 x 7.00 mm Foot Print.
- Ideal for Buck Converter, VRM & High Density Board Design.
- Operating frequency up to 1.0 MHz.
- Operating Temperature Range -55°C to + 130°C. RoHs & HF compliant.
- T & R Qty: 450 pcs ,13" Reel.

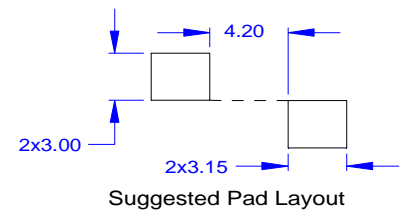
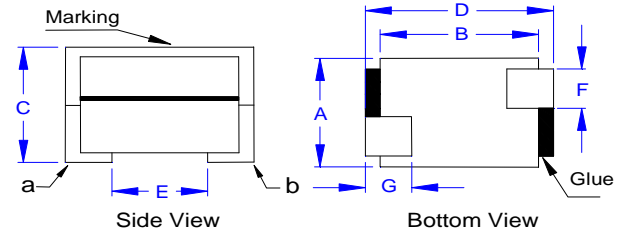


2. Electrical Characteristic of SLM40327 Series:

ITG Part Number	OCL ¹ (nH) ± 20%	L @ Isat1 ² (nH) Min.	DCR ³ (mΩ) ± 5.0%	Isat1 ⁴ (A) @25°C	Isat2 ⁴ (A) @100°C	Isat3 ⁴ (A) @100°C	Irms ⁵ (A) @25°C
SLM40327A-R18KHf	180.00	129.60	0.85	85.00	79.00	75.00	30.00
SLM40327A-R22MHf	220.00	158.40	0.85	70.00	63.00	59.00	30.00
SLM40327A-R28MHf	280.00	201.60	0.85	57.00	52.00	48.00	30.00
SLM40327A-R36KHf	360.00	259.20	0.85	43.00	39.00	36.00	30.00
SLM40327A-R39MHf	405.00	291.60	0.85	38.00	36.00	32.00	30.00
SLM40327A-R47MHf	475.00	342.00	0.85	32.00	30.00	27.00	30.00
SLM40327A-R53MHf	530.00	381.60	0.85	28.00	26.00	24.00	30.00
SLM40327A-R72MHf	728.00	524.16	0.85	20.00	18.00	17.00	30.00
SLM40327A-R82MHf	835.00	601.20	0.85	16.00	14.50	14.00	30.00
SLM40327A-1R0MHf	950.00	684.00	0.85	14.00	13.00	12.50	30.00
SLM40327A-1R4MHf	1390.00	1000.80	0.85	8.00	7.50	7.00	30.00

3. Mechanical Dimension(Unit:mm):

A (Max.)	B (Max.)	C (Max.)	D (Max.)	E (Nom.)	F ± 0.20	G ± 0.30
7.00	8.70	8.00	10.00	4.75	2.50	2.50



Notes:

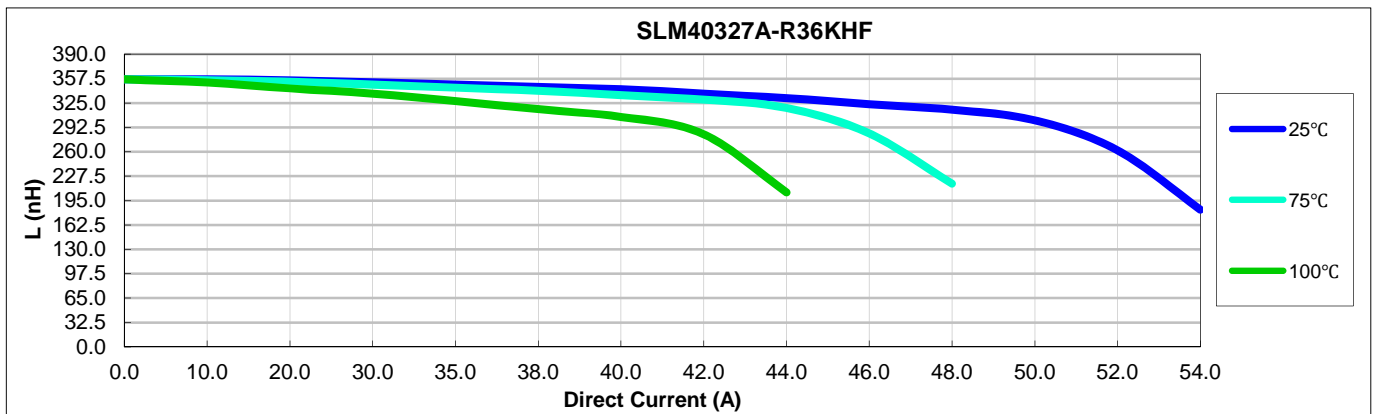
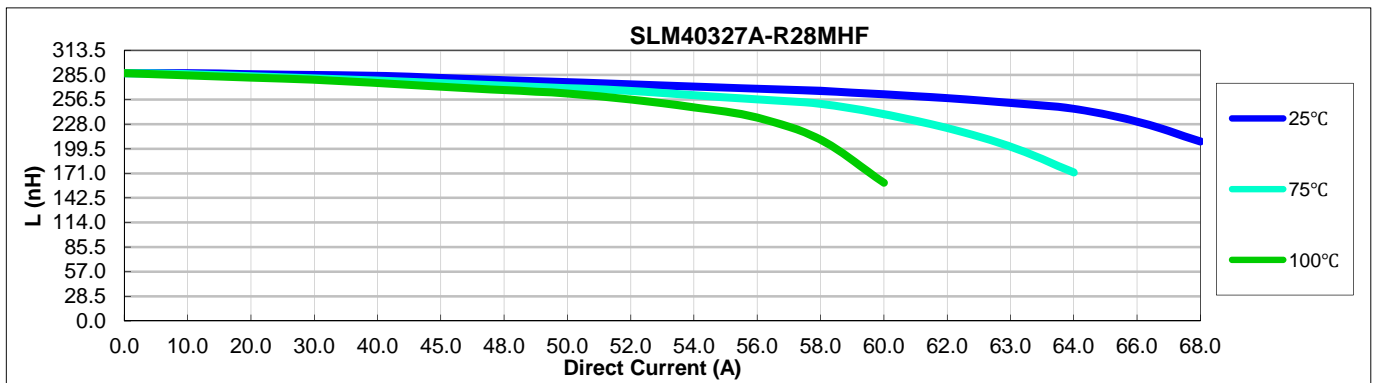
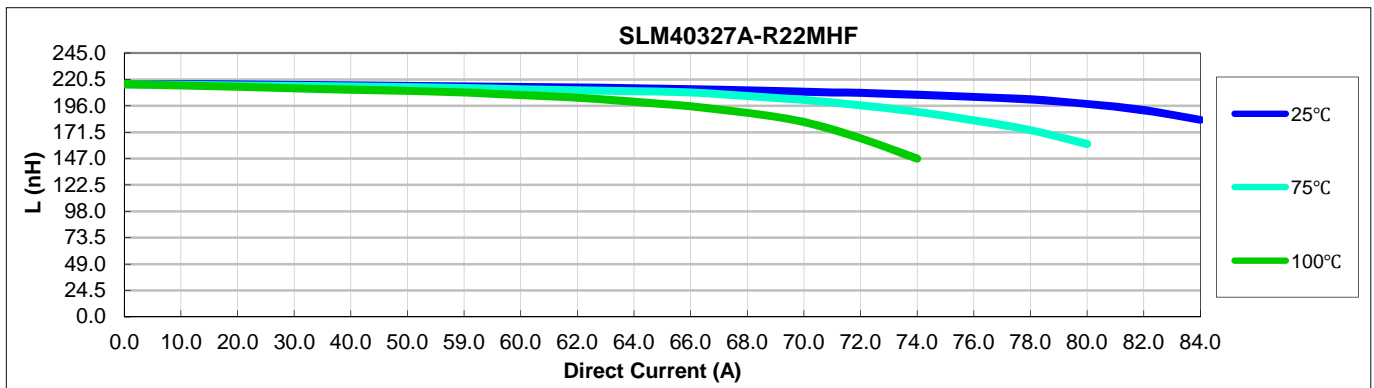
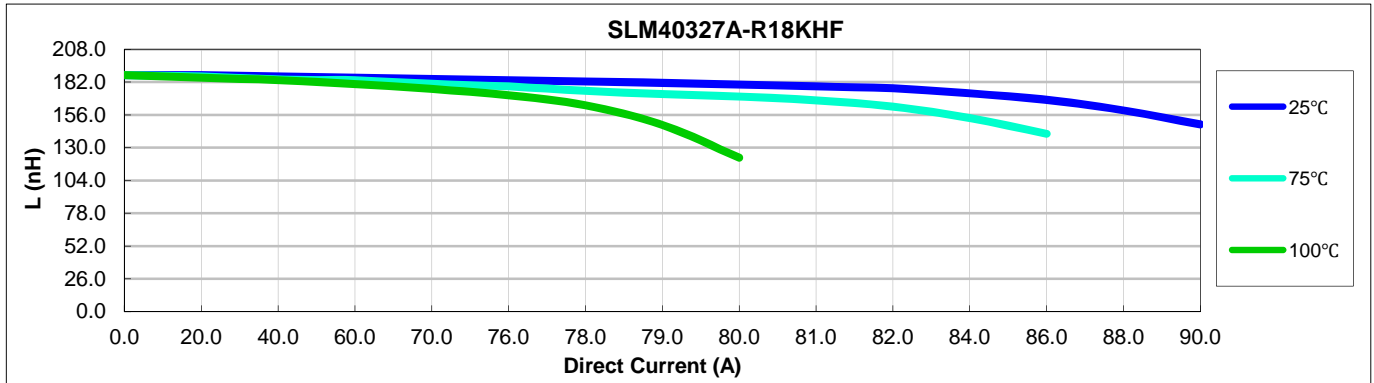
- 1> Open Circuit Inductance (OCL) test condition: 100KHz, 0.1Vrms, 0Adc at 25°C.
- 2> L @ Isat and L @ Irms test condition: 100KHz, 0.1Vrms (Ta=25°C).
- 3> The nominal DCR is measured from point" a " to point" b ", as shown above on the mechanical drawing (Ta=25°C).
- 4> Isat1,Isat2 & Isat3 : DC current that will cause inductance to drop approximately by 20%.
- 5> Irms: DC current for an approximate temperature rise of 40°C without core loss. Derating is necessary for AC currents. PCB pad layout,trace thickness and width,air-flow and proximity of other heat generating components will affect the temperature rise. It is recommended the part temperature not exceed 130°C under worst case operating conditions as verified in the end application.



SLM40327 Series



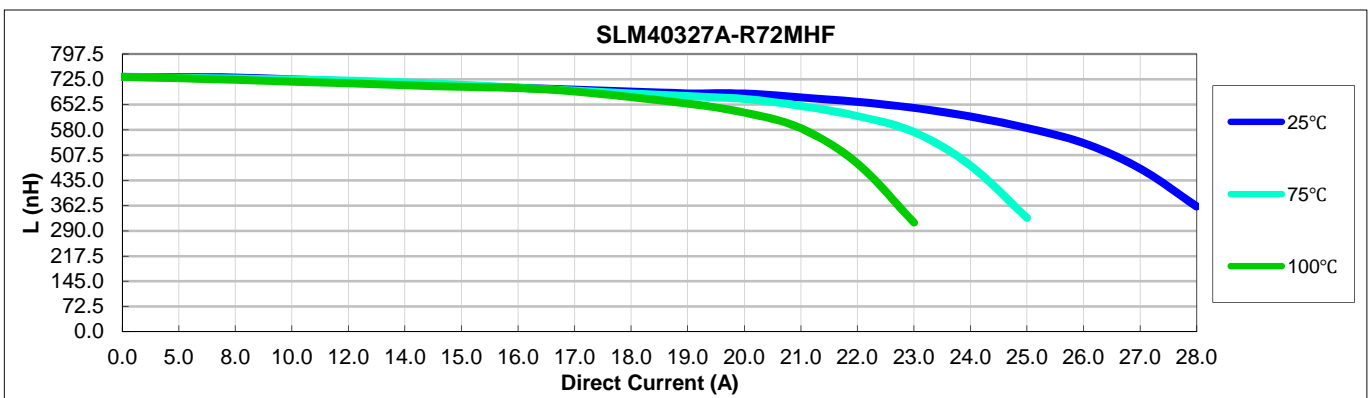
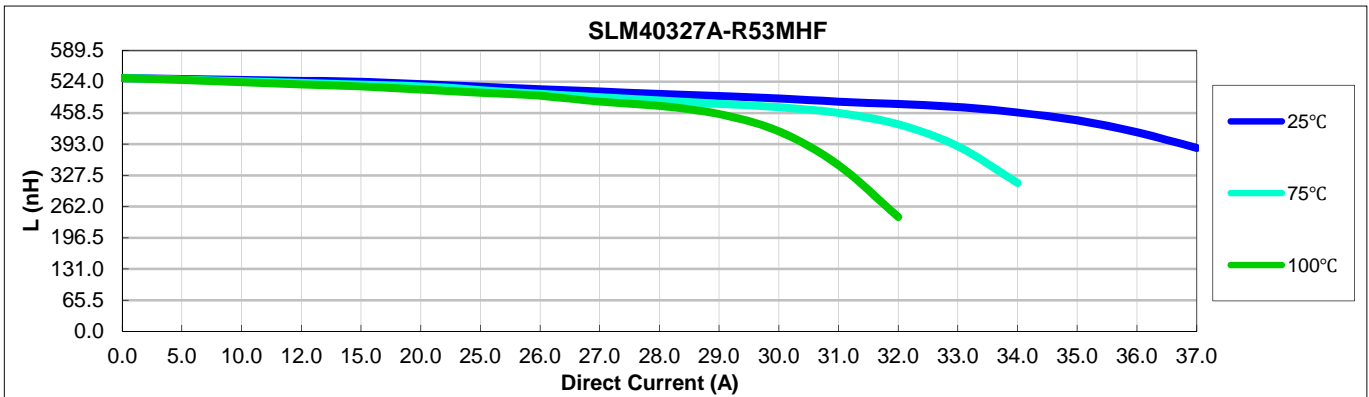
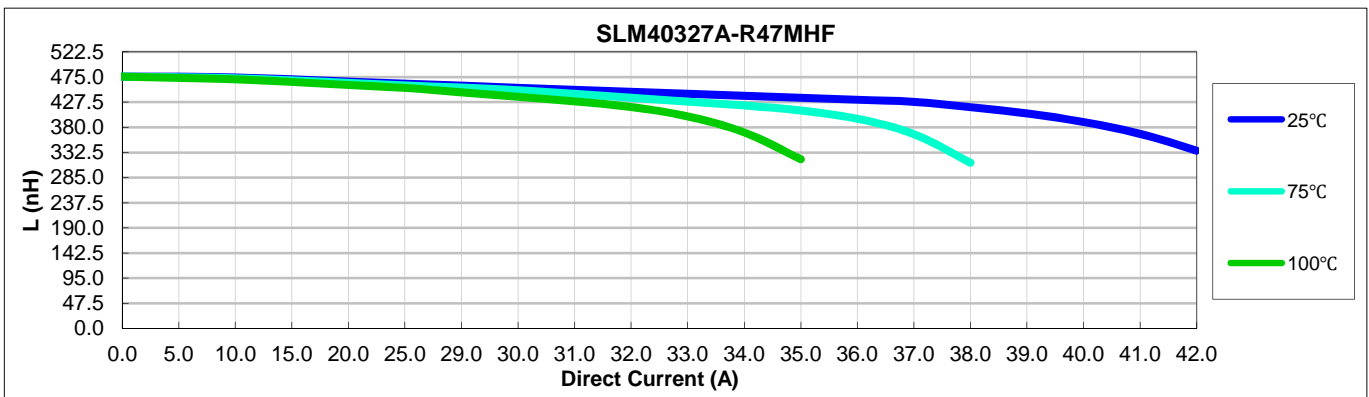
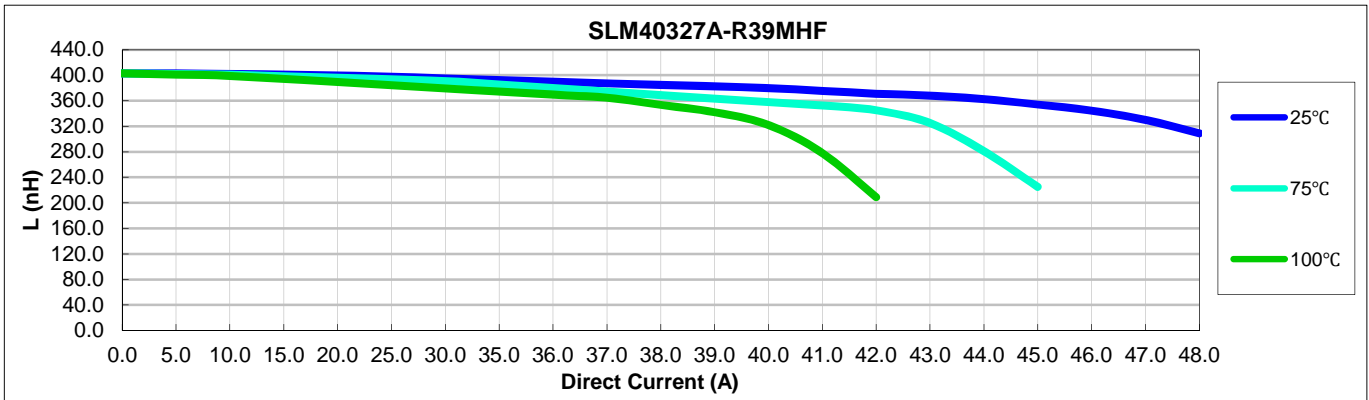
4. Inductance Characteristics (Inductance vs. Current):





SLM40327 Series

Inductance vs. Current





SLM40327 Series

Inductance vs. Current

