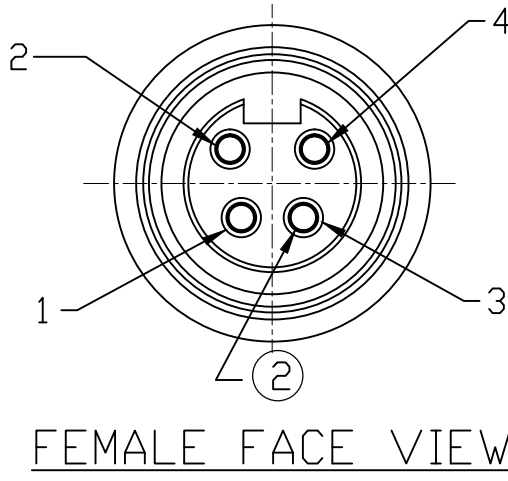
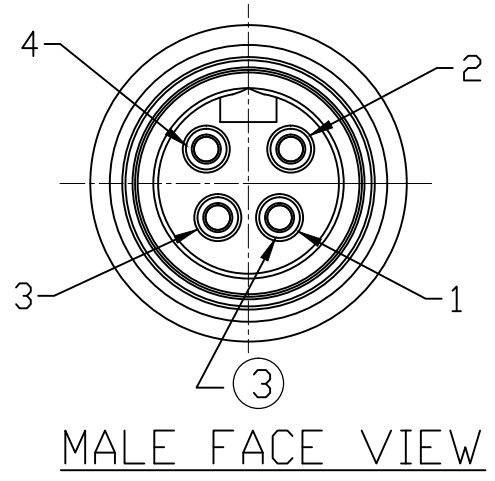
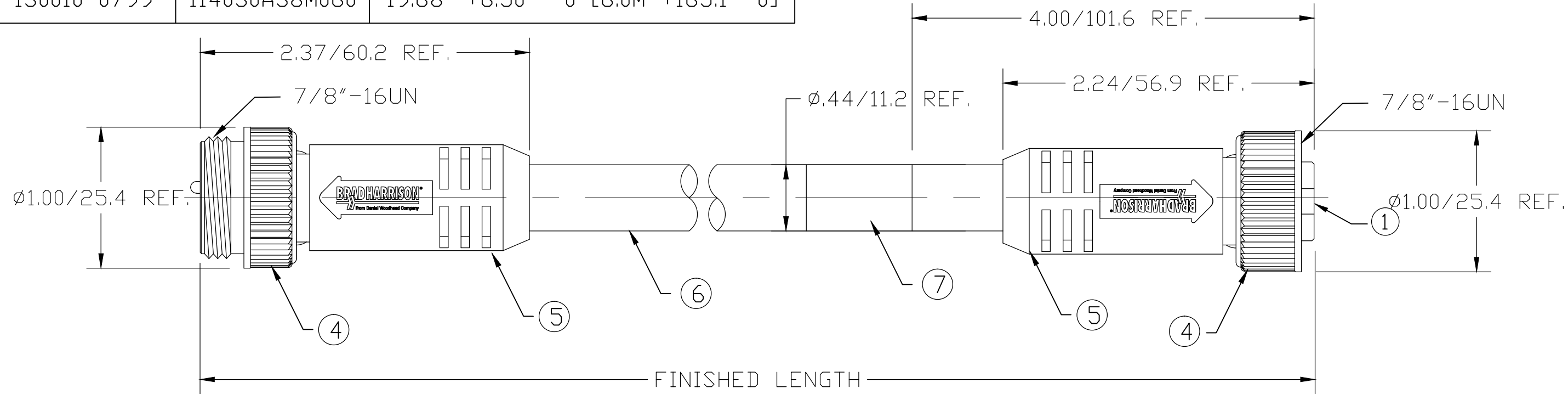
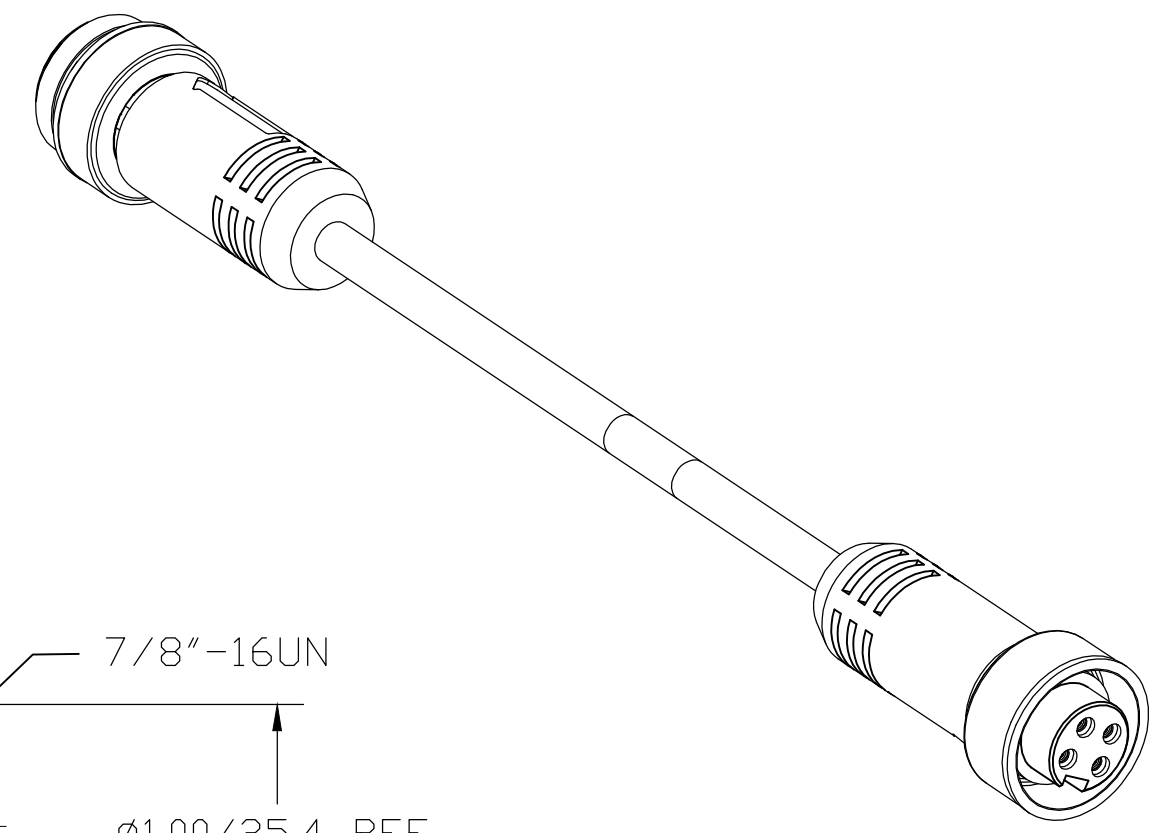


MATERIAL NUMBER	OLD PART NUMBER	FINISHED LENGTH
130010-0793	114030A38M005	1.64' +1.75" -0 [1.5M +44.5 -0]
130010-0794	114030A38M010	3.28' +2.19" -0 [1.0M +55.6 -0]
130010-0795	114030A38M020	6.56' +3.50" -0 [2.0M +88.9 -0]
130010-0796	114030A38M030	9.84' +3.50" -0 [3.0M +88.9 -0]
130010-0797	114030A38M040	13.12' +6.50" -0 [4.0M +165.1 -0]
130010-0798	114030A38M050	16.40' +6.50" -0 [5.0M +165.1 -0]
130010-0799	114030A38M060	19.68' +6.50" -0 [6.0M +165.1 -0]



4	BLACK	4
3	BLUE	3
1	BROWN	1
2	WHITE	2

(B) WIRING DIAGRAM

(B) REF. CENELEC PINOUT PER EN 50-044

ITEM	COMPONENT	MATERIAL	FINISH
1	INSERT	PVC	YELLOW
2	CONTACT SOCKET	COPPER ALLOY	GOLD OVER NICKEL
3	CONTACT PIN	COPPER ALLOY	GOLD OVER NICKEL
4	COUPLING NUT	ZINC DIE CAST	BLACK E-COATED
5	OVERMOLD	PVC	YELLOW
6	CABLE- 16AWG, (65 X #34 COPPER STRANDING), 4 CONDUCTOR, 600V, ST00W/ST	PVC	YELLOW
7	LABEL	VINYL	BLACK/YELLOW

VOLTAGE RATING	600 VAC/VDC
AMPERAGE RATING	10 AMPS
PROTECTION	IP67
OPERATING TEMPERATURE	-20°C TO 105°C
CSA CERTIFICATIONS	CSA CERTIFIED, FILE NO. LR6837

EC NO: IFC2016-0359 DRWN: RSTONE 9/2/15 CHKD: B ARDEN 2015/09/04 APPR: KJOZWIK 2010/01/14	QUALITY SYMBOL ▽=0 ▽=0	GENERAL TOLERANCES (UNLESS SPECIFIED) mm INCH 4 PLACES ±--- ±--- 3 PLACES ±--- ±.005 2 PLACES ±0.13 ±.010 1 PLACE ±0.25 ±.020	DIMENSION STYLE IN/MM DRAWN BY DATE CHECKED BY DATE TW 2010/01/08 APPROVED BY DATE JFMURPHY 2010/01/14	SCALE 1:1 DESIGN UNITS INCH THIRD ANGLE PROJECTION	MINI-CHANGE CORDSET 4 POLE MALE/FEMALE PVC CABLE CENELEC PINOUT MOLEX INCORPORATED MATERIAL NO. 123450001 DOCUMENT NO. SD-130010-013 SHEET NO. 1 OF 1
	DRAFT WHERE APPLICABLE MUST REMAIN WITHIN DIMENSIONS	THIS DRAWING CONTAINS INFORMATION THAT IS PROPRIETARY TO MOLEX INCORPORATED AND SHOULD NOT BE USED WITHOUT WRITTEN PERMISSION			
	SIZE C	THIS DRAWING CONTAINS INFORMATION THAT IS PROPRIETARY TO MOLEX INCORPORATED AND SHOULD NOT BE USED WITHOUT WRITTEN PERMISSION			
	B	A			