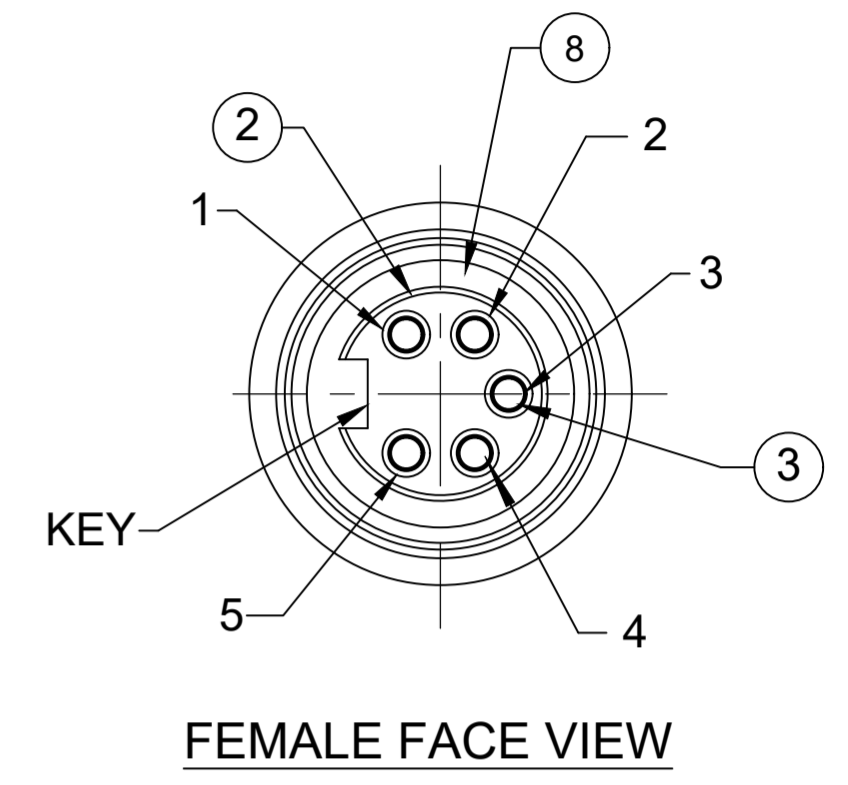
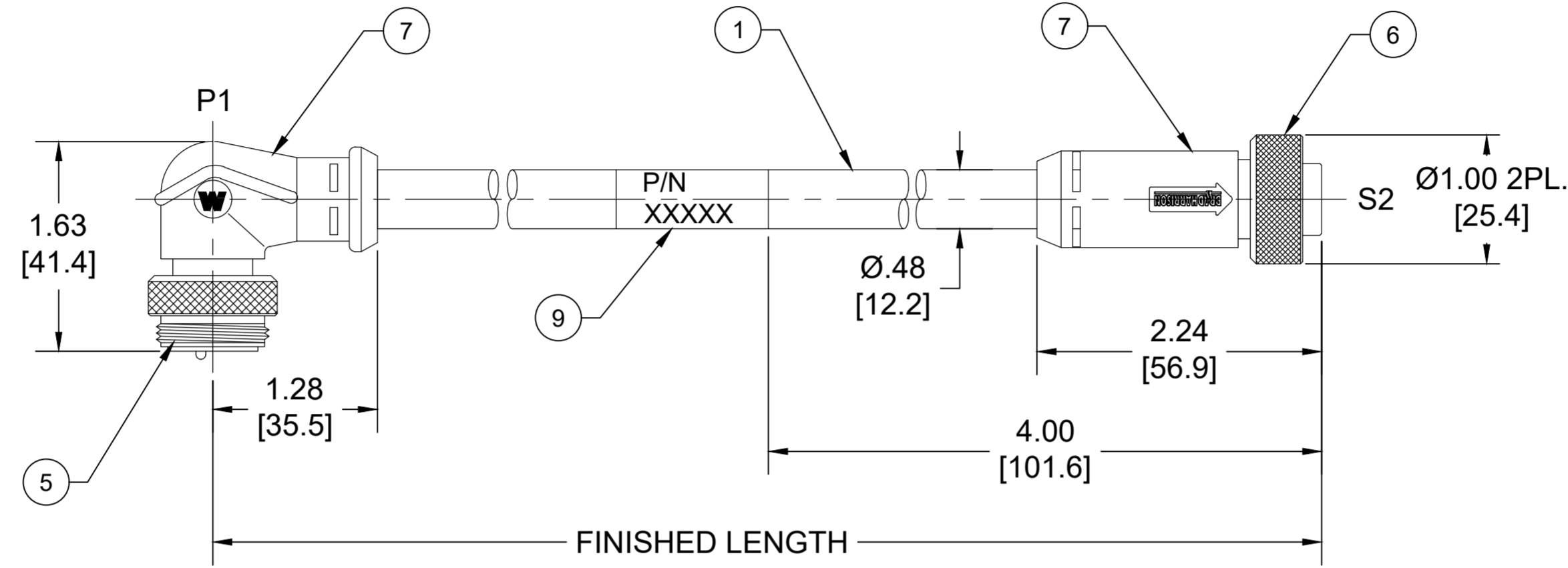
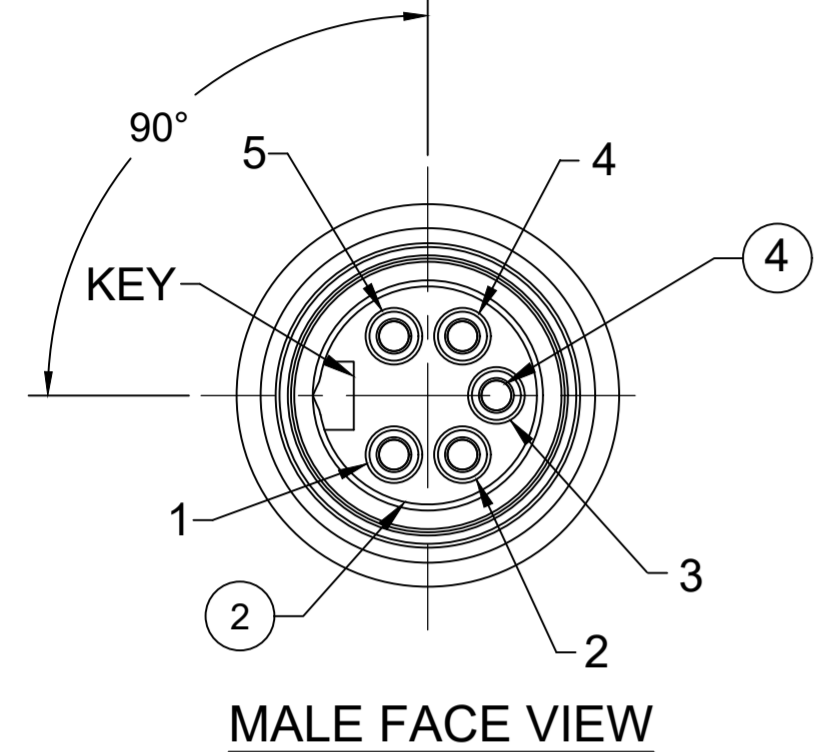


MATERIAL NUMBER	ENGINEERING NUMBER	FINISHED LENGTH
1300250153	DN19A-M005	0.5M [1FT 8 IN]
1300250163	DN19A-M150	15M [49FT 2 IN]
1300250170	DN19A-M300	30M [98FT 5 IN]

PART NUMBER LEGEND

DN19A-M005

FINISHED LENGTH:
M005= 0.5 METER
M010= 1 METER
M100= 10 METER



- NOTES:**
- MATERIAL: AS NOTED
 - FINISH: AS NOTED
 - ELECTRICAL:
VOLTAGE RATING PER IEC 60664: 300V
VOLTAGE RATING PER UL: 300V
CURRENT: 4A (B1)
 - TEMP RATING: -20° TO +80°C (B1)
 - PROTECTION: IP67 (WHEN MATED)
 - COUPLING THREAD: 7/8-16
 - UL RECOGNIZED FILE: E152210
CSA CERTIFIED FILE: LR6837
 - ALL DIMENSIONS ARE FOR REFERENCE UNLESS TOLERANCED OR NOTED OTHERWISE

P1		S2	
1	DRAIN	1	
2	RED	2	
3	BLACK	3	
4	WHITE	4	
5	BLUE	5	

WIRING DIAGRAM

CABLE LENGTH TOLERANCES	
<.3M [1FT]:	+19mm-0 [+.75in-0]
.3 - .9M [1 - 3FT]:	+44.5mm-0 [+1.75in-0]
.9 - 1.8M [3 - 6FT]:	+55.6mm-0 [+2.19in-0]
1.8 - 3.7M [6 - 12FT]:	+88.9mm-0 [+3.50in-0]
3.7 - 7.3M [12 - 24FT]:	+165.1mm-0 [+6.50in-0]
7.3-14.6M [24 - 48FT]:	+317.5mm-0 [+12.50in-0]
14.6 - 30.5M [48-100FT]:	+622.3mm-0 [+24.50in-0]
OVER 30M [100FT]	+2% OF FINISHED LENGTH

ITEM	COMPONENT	MATERIAL	FINISH
9	WRAP LABEL	VINYL	BLACK/YELLOW
8	FRICTION RING	NYLON	WHITE
7	OVERMOLDS	TPE	GRAY
6	FEMALE COUPLING NUT	ZINC DIE CAST	BLACK E-COATED
5	MALE COUPLING NUT	ZINC DIE CAST	BLACK E-COATED
4	CONTACT PIN	COPPER ALLOY	GOLD OVER NICKEL
3	CONTACT SOCKET	COPPER ALLOY	GOLD OVER NICKEL
2	INSERTS	TPE	BLACK
1	CABLE-DEVICENET THICK CABLE 2/15 & 2/18 SHIELD PAIR	PVC	GRAY

FUNCTIONAL SYMBOLS FA=0 FC=0 FP=0 DIVISIONAL SYMBOLS	THIS DRAWING CONTAINS INFORMATION THAT IS PROPRIETARY TO MOLEX ELECTRONIC TECHNOLOGIES, LLC AND SHOULD NOT BE USED WITHOUT WRITTEN PERMISSION DIMENSION UNITS: INCH/MM SCALE: NTS CURRENT REV DESC: INSERTS FINISH CHANGED FROM GRAY TO BLACK. ADDED FRICTION RING. CURRENT WAS 8A. MODIFIED TEMP RATING	molex MINI-CHANGE DEVICENET, A SIZE, 5 POLE, 90 DEGREE MALE TO STRAIGHT FEMALE, SINGLE KEY, 15/18 AWG		
	GENERAL TOLERANCES (UNLESS SPECIFIED) 4 PLACES ±--- ±--- 3 PLACES ±--- ±--- 2 PLACES ±--- ±--- 1 PLACE ±--- ±--- 0 PLACES ±--- ±--- ANGULAR TOL ± --- °	EC NO: 720800 DRWN: ABENJAMINLW 2022/07/18 CHK'D: RSTONE 2022/09/09 APPR: BWOODMAN 2022/09/09	PRODUCT CUSTOMER DRAWING DOCUMENT NUMBER: SD-130025-029 DOC TYPE/DOC PART/REVISION: PSD 001 B1	
	DRAFT WHERE APPLICABLE MUST REMAIN WITHIN DIMENSIONS THIRD ANGLE PROJECTION	DRAWING: C-SIZE SERIES: 130025	MATERIAL NUMBER: SEE CHART CUSTOMER: GENERAL MARKET	SHEET NUMBER: 1 OF 1
	DOCUMENT STATUS: P1 RELEASE DATE: 2022/09/09 18:08:04	12 11 10 9 8 7 6 5 4 3 2 1		