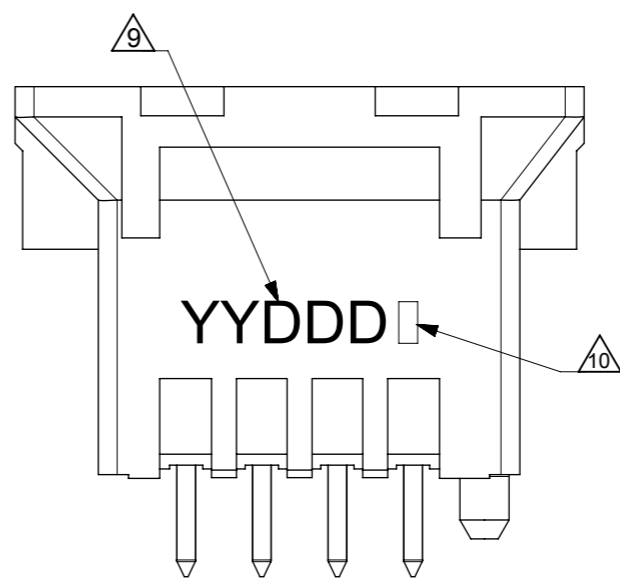


- NOTES:
- MATERIALS:
HOUSING: LIQUID CRYSTALLINE POLYMER, GLASSED-FILLED UL 94V-0, BLACK
TERMINALS: 0.50mm SQ. PHOSPHOR BRONZE
 - FINISHES: SEE PART NUMBER LEGEND
 - PRODUCT SPECIFICATION: PS-151013-0001
 - PACKAGING SPECIFICATION TUBE: PK-151013-0001 T&R: 1510130003-PK
 - MATES WITH:
51110-XX50 (4 TO 20 CKTS)
51110-XX51 (8 TO 12 CKTS ONLY)
51110-XX52 (4, 6, AND 14 TO 20 CKTS)
51110-XX60 (4 TO 12 CKTS)
 - PARTS CONFORMS TO CLASS "B" REQUIREMENTS OF COSMETIC SPECIFICATION PS-45499-002
 - MOLEX LOGO AND CAVITY ID TO BE LOCATED AS SHOWN
 - NON-FUNCTIONAL CORING IS SUBJECTED TO CHANGES WITHOUT NOTICE
 - DATECODE TO BE LOCATED APPROXIMATELY AS SHOWN
 - PLATING ID MARKING FOR DIFFERENT PLATING OPTIONS TO BE LOCATED AFTER DATE CODE AS SHOWN



CIRCUIT IDENTIFICATION

DIM E
(PIN LENGTH - REFER TO PART NUMBER LEGEND)



SYMBOLS	THIS DRAWING CONTAINS INFORMATION THAT IS PROPRIETARY TO MOLEX ELECTRONIC TECHNOLOGIES, LLC AND SHOULD NOT BE USED WITHOUT WRITTEN PERMISSION		CURRENT REV DESC:				
	DIMENSION UNITS	SCALE					
▽ = 0	mm		DRWN: DANUSA	2022/11/24		PRODUCT CUSTOMER DRAWING	
▽ = 0	GENERAL TOLERANCES (UNLESS SPECIFIED)		CHK'D: DANUSA	2022/11/24		DOCUMENT NUMBER	
▽ = 0	ANGULAR TOL ± 3.0°		APPR: MRAMAKRISHNA	2022/11/24		SD-151013-0001	
▽ = 0	4 PLACES ±		INITIAL REVISION:			DOC TYPE	
▽ = 0	3 PLACES ±		DRWN: GMENARLY	2014/05/02		PSD	
▽ = 0	2 PLACES ± 0.25		APPR: KHLIM	2014/06/30		000	
▽ = 0	1 PLACE ±					A9	
▽ = 0	0 PLACES ±						
▽ = 0	DRAFT WHERE APPLICABLE MUST REMAIN WITHIN DIMENSIONS	THIRD ANGLE PROJECTION	DRAWING	SERIES	MATERIAL NUMBER	CUSTOMER	
▽ = 0			A3-SIZE	151013		GENERAL MARKET	
						SHEET NUMBER	
						1 OF 3	

PART NUMBER LEGEND

151013-X X Y Y

PLATING OPTIONS:

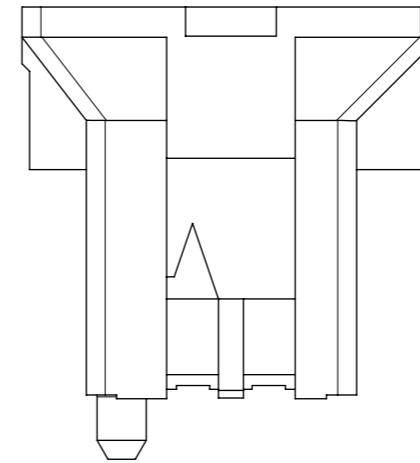
DIM E - PIN LENGTHS:

- 0: 2.60mm
- 1: 4.00mm
- 2: 3.00mm
- 3: 3.50mm
- 4: 4.50mm
- 5: 2.10mm

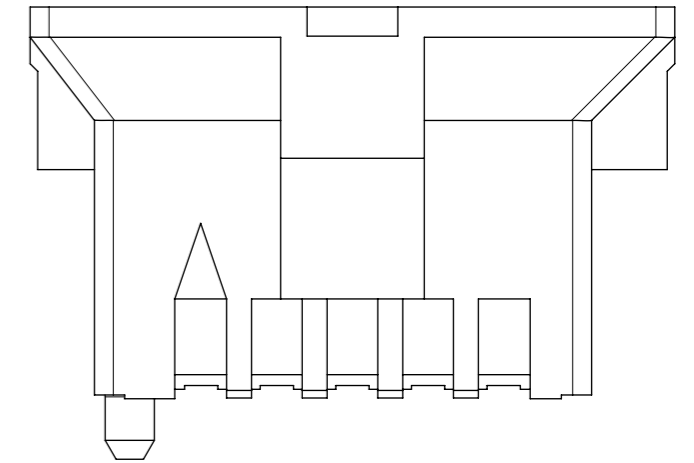
04 - 20	04 - 20 CKT IN TUBE
64 - 80	64 - 80 CKT IN T&R WITHOUT KAPTON TAPE
	64 = 04CKT
	66 = 06CKT
	-
	-
84 - 98	84 - 98 CKT IN T&R WITH KAPTON TAPE
	84 = 04CKT
	86 = 06CKT
	-
	98 = 18CKT
	00 = 20CKT

ASSEMBLY PART NUMBER	CKT SIZE	DIM A	DIM B	DIM C	DIM D	DIM F
151013-XX04	4	4.85	11.05	2.00	7.15	9.25
151013-XX06	6	6.85	13.05	4.00	9.15	11.25
151013-XX08	8	8.85	15.05	6.00	11.15	13.25
151013-XX10	10	10.85	17.05	8.00	13.15	15.25
151013-XX12	12	12.85	19.05	10.00	15.15	17.25
151013-XX14	14	14.85	21.05	12.00	17.15	19.25
151013-XX16	16	16.85	23.05	14.00	19.15	21.25
151013-XX18	18	18.85	25.05	16.00	21.15	23.25
151013-XX20	20	20.85	27.05	18.00	23.15	25.25

CIRCUIT IDENTIFICATION ON HOUSING



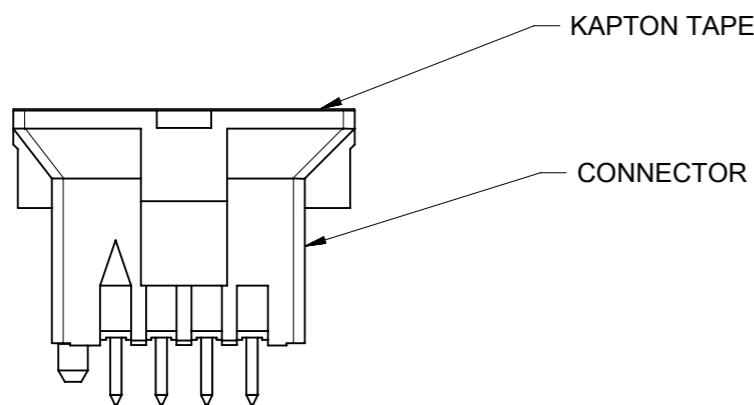
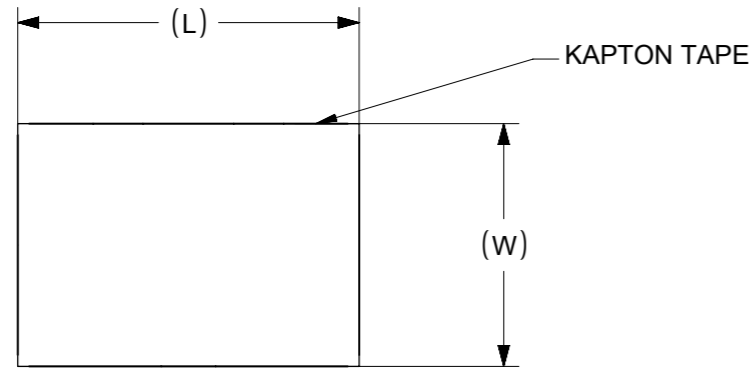
FOR 4 & 6 CIRCUITS



FOR 8 TO 20 CIRCUITS

PLATING THICKNESS	PLATING ID MARK
2 OR 6: 0.76µm MIN. GOLD ON CONTACT, 1.27µm MATTE TIN ON SOLDER TAIL OVER 1.27µm MIN. NICKEL UNDERPLATE OVERALL	
3: 0.38µm MIN. GOLD ON CONTACT, 1.27µm MATTE TIN ON SOLDER TAIL OVER 1.27µm MIN. NICKEL UNDERPLATE OVERALL	/
4: 0.05µm MIN. GOLD FLASH ON CONTACT, 1.27µm MATTE TIN ON SOLDER TAIL OVER 1.27µm MIN. NICKEL UNDERPLATE OVERALL	<
5: 2.50µm MIN. MATTE TIN ON CONTACT, 1.27µm MATTE TIN ON SOLDER TAIL OVER 1.27µm MIN. NICKEL UNDERPLATE OVERALL	

SYMBOLS DIMENSION UNITS: mm SCALE: 1:1 GENERAL TOLERANCES (UNLESS SPECIFIED): ANGULAR TOL ± 3.0° 4 PLACES ± 3 PLACES ± 2 PLACES ± 0.25 1 PLACE ± 0 PLACES ± DRAFT WHERE APPLICABLE MUST REMAIN WITHIN DIMENSIONS THIRD ANGLE PROJECTION	THIS DRAWING CONTAINS INFORMATION THAT IS PROPRIETARY TO MOLEX ELECTRONIC TECHNOLOGIES, LLC AND SHOULD NOT BE USED WITHOUT WRITTEN PERMISSION CURRENT REV DESC: EC NO: 729808 DRWN: DANUSA 2022/08/01 CHK'D: DANUSA 2022/11/24 APPR: MRAMAKRISHNA 2022/11/24 INITIAL REVISION: DRWN: GMENARLY 2014/05/02 APPR: KHLIM 2014/06/30		 2MM PITCH MILLIGRID BMI VERTICAL HEADER PRODUCT CUSTOMER DRAWING	
	DOCUMENT NUMBER: SD-151013-0001 DOC TYPE: PSD DOC PART: 000 REVISION: A9			
DRAFT WHERE APPLICABLE MUST REMAIN WITHIN DIMENSIONS		DRAWING: A3-SIZE	SERIES: 151013	MATERIAL NUMBER: SEE TABLE CUSTOMER: GENERAL MARKET SHEET NUMBER: 2 OF 3



PART WITH KAPTON TAPE
8CKT SHOWN FOR ILLUSTRATION ONLY

ASSEMBLY PART NUMBER TUBE	ASSEMBLY PART NUMBER TAPE & REEL	CKT SIZE	DIM A	DIM B	DIM C	DIM D	DIM F	KAPTON TAPE
----	151013-2096	16	16.85	23.05	14.00	19.15	21.25	YES
----	151013-2076	16	16.85	23.05	14.00	19.15	21.25	NO
151013-3020	----	20	20.85	27.05	18.00	23.15	25.25	NO
151013-3520	151013-3580	20	20.85	27.05	18.00	23.15	25.25	NO
151013-2520	151013-2500	20	20.85	27.05	18.00	23.15	25.25	YES
	151013-2580 (A9)	20	20.85	27.05	18.00	23.15	25.25	NO
151013-2220	151013-2200	20	20.85	27.05	18.00	23.15	25.25	YES

NOTE:
IN TABLE HIGHLIGHTED F.G PART FOLLOWS PART LEGENDS FOR LENOVO & INTEL

ASSEMBLY PART NUMBER TUBE	CKT SIZE	DIM A	DIM B	DIM C	DIM D PIN LENGTH	KAPTON TAPE
151013-6508	08	8.85	15.05	6.00	2.1	YES

SYMBOLS DIMENSION UNITS: mm SCALE: 1:1 GENERAL TOLERANCES (UNLESS SPECIFIED): ANGULAR TOL ± 3.0° 4 PLACES ± 3 PLACES ± 2 PLACES ± 0.25 1 PLACE ± 0 PLACES ± DRAFT WHERE APPLICABLE MUST REMAIN WITHIN DIMENSIONS THIRD ANGLE PROJECTION DRAWING: A3-SIZE SERIES: 151013	THIS DRAWING CONTAINS INFORMATION THAT IS PROPRIETARY TO MOLEX ELECTRONIC TECHNOLOGIES, LLC AND SHOULD NOT BE USED WITHOUT WRITTEN PERMISSION		CURRENT REV DESC: EC NO: 729808 DRWN: DANUSA 2022/08/01 CHK'D: DANUSA 2022/11/24 APPR: MRAMAKRISHNA 2022/11/24			
	PRODUCT CUSTOMER DRAWING				DOCUMENT NUMBER: SD-151013-0001 DOC TYPE: PSD DOC PART: 000 REVISION: A9	
	INITIAL REVISION: DRWN: GMENARLY 2014/05/02 APPR: KHLIM 2014/06/30		MATERIAL NUMBER: SEE CHART CUSTOMER: GENERAL MARKET		SHEET NUMBER: 3 OF 3	
	DIMENSION UNITS: mm SCALE: 1:1 GENERAL TOLERANCES (UNLESS SPECIFIED): ANGULAR TOL ± 3.0° 4 PLACES ± 3 PLACES ± 2 PLACES ± 0.25 1 PLACE ± 0 PLACES ± DRAFT WHERE APPLICABLE MUST REMAIN WITHIN DIMENSIONS THIRD ANGLE PROJECTION DRAWING: A3-SIZE SERIES: 151013					