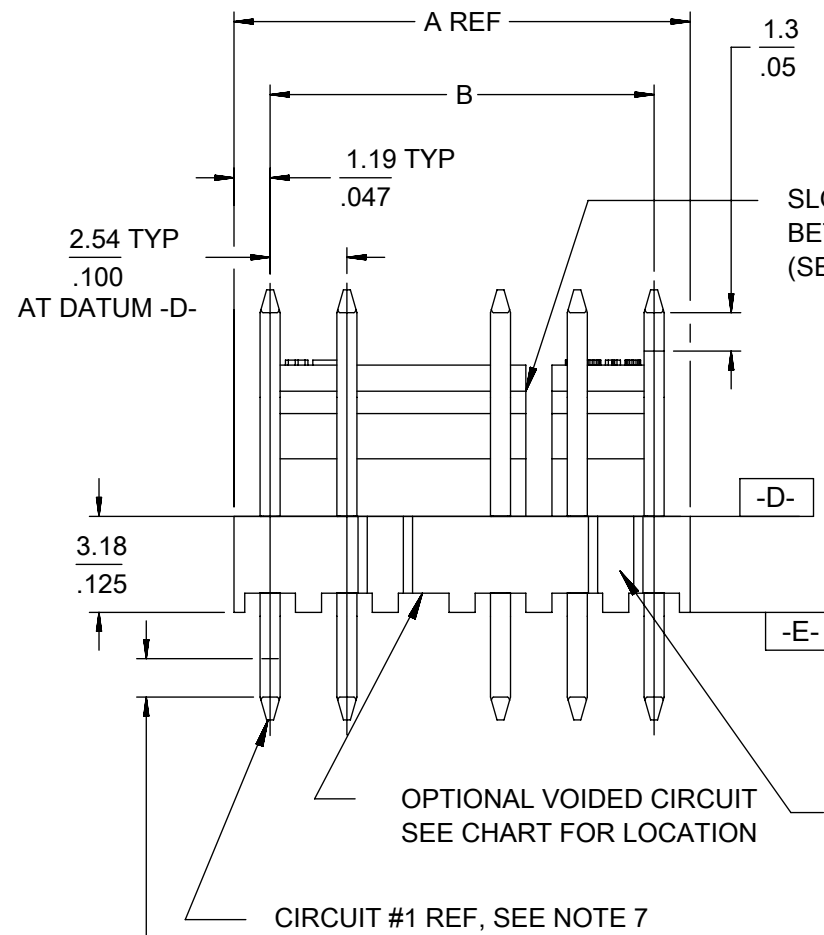


CKT	A	B	SLOTS LOCATION
02	$\frac{4.93}{.194}$	$\frac{2.54 \pm 0.05}{.100 \pm .002}$	NONE
03	$\frac{7.47}{.294}$	$\frac{5.08 \pm 0.10}{.200 \pm .004}$	NONE
04	$\frac{10.01}{.394}$	$\frac{7.62 \pm 0.15}{.300 \pm .006}$	NONE
05	$\frac{12.55}{.494}$	$\frac{10.16 \pm 0.15}{.400 \pm .006}$	NONE
06	$\frac{15.09}{.594}$	$\frac{12.70 \pm 0.18}{.500 \pm .007}$	4, 5
07	$\frac{17.63}{.694}$	$\frac{15.24 \pm 0.18}{.600 \pm .007}$	4, 5
08	$\frac{20.17}{.794}$	$\frac{17.78 \pm 0.20}{.700 \pm .008}$	4, 5
09	$\frac{22.71}{.894}$	$\frac{20.32 \pm 0.20}{.800 \pm .008}$	4, 5
10	$\frac{25.25}{.994}$	$\frac{22.86 \pm 0.23}{.900 \pm .009}$	4, 5
11	$\frac{27.79}{1.094}$	$\frac{25.40 \pm 0.23}{1.000 \pm .009}$	4, 5 8, 9
12	$\frac{30.33}{1.194}$	$\frac{27.94 \pm 0.25}{1.100 \pm .010}$	4, 5 8, 9



1.3  
.05 CENTERLINE OF PIN IN AREA SHOWN NOT TO VARY FROM CENTERLINE OF PIN AT -D- BY MORE THAN 0.20/.008 IN ANY DIRECTION.

SLOTS LOCATED BETWEEN CIRCUITS (SEE CHART)

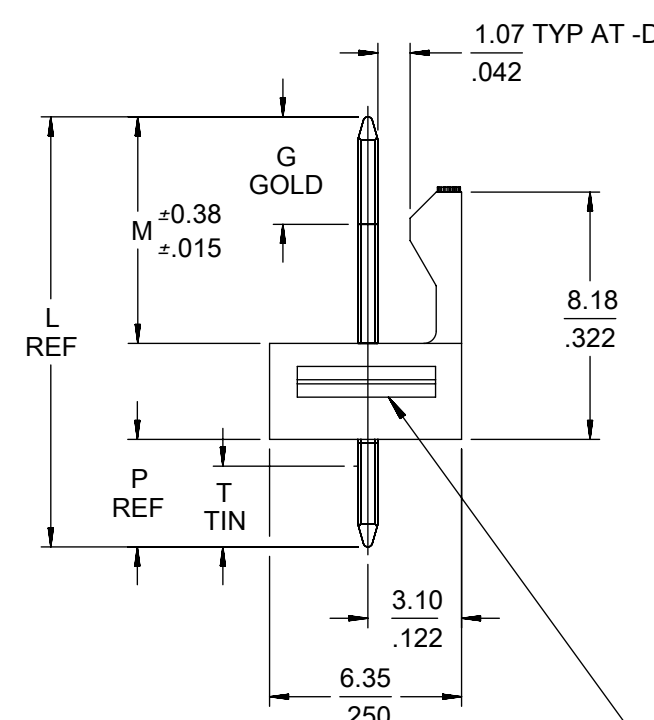
RECESSED GATE MAY BE PRESENT ON 2-12 CIRCUIT PARTS LOCATION VARIES

OPTIONAL VOIDED CIRCUIT SEE CHART FOR LOCATION

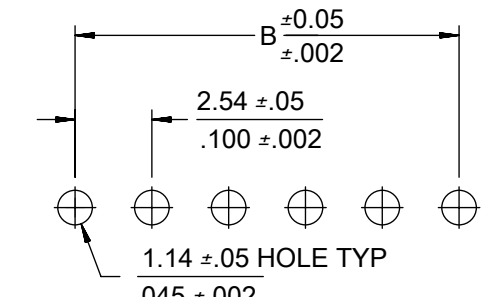
CIRCUIT #1 REF, SEE NOTE 7

CENTERLINE OF PIN IN AREA SHOWN NOT TO VARY FROM CENTERLINE OF PIN AT -E- BY MORE THAN 0.13/.005 IN ANY DIRECTION.

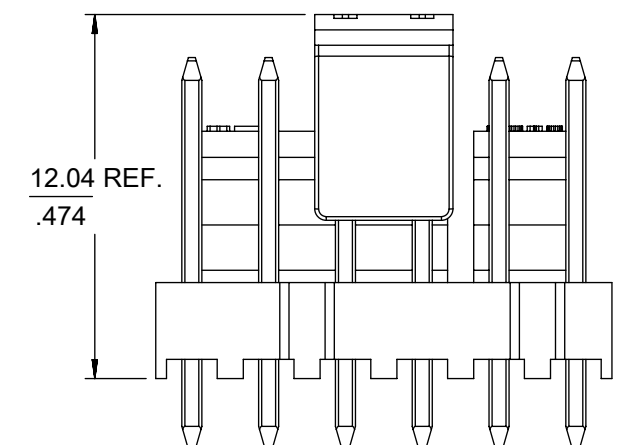
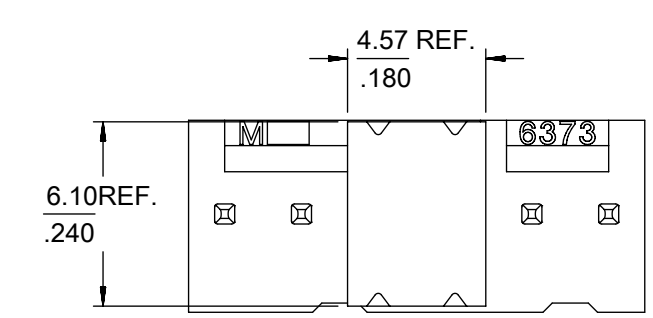
ALTERNATE ENGRAVING LOCATION (7-12 CKT PARTS ONLY). LOCATION IS DEPENDENT ON TOOLING.



GROOVE MAY BE PRESENT (BOTH SIDES). GEOMETRY IS TOOL DEPENDENT AND MAY BE SLIGHTLY DIFFERENT THAN SHOWN.

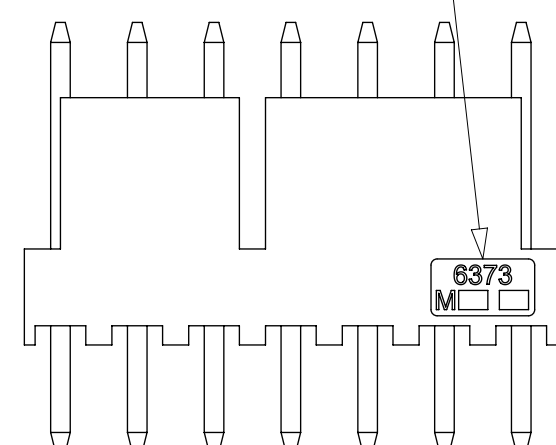


PCB LAYOUT: COMPONENT SIDE



OPTIONAL PICK AND PLACE CAP FOR TAPE AND REEL PACKAGING

- NOTES:
- MATERIAL: HOUSING: NYLON, UL 94V-1, COLOR: BLACK  
PINS: BRASS
  - FINISH:  
(197) = OVERALL REFLOWED MATTE TIN: 0.00152/.000060 MIN OVER 0.00127/.000050 MIN NICKEL.  
(208) = SELECT GOLD: 0.00038/.000015 MIN, SELECT MATTE TIN: 0.00254/.000100 MIN, BOTH OVER 0.00127/.000050 MIN NICKEL.  
(228) = SELECT GOLD: 0.00076/.000030 MIN, SELECT MATTE TIN: 0.00254/.000100 MIN, BOTH OVER 0.00127/.000050 MIN NICKEL.
  - PRODUCT SPECIFICATION AND PROCESS PARAMETERS: PS-171856-0001, PS-171856-0002
  - PACKAGING INFORMATION: SEE CHART.
  - MATES WITH: 4455, 2695 SERIES.
  - PARTS ARE STACKABLE END TO END ON 2.54/.100 CENTERS.
  - CIRCUIT ONE DESIGNATION IS USED TO DEFINE VOID LOCATION. CIRCUIT ONE MAY OR MAY NOT LINE UP WITH CIRCUIT ONE ON THE MATING HOUSING.
  - PIN PUSHOUT FORCE: 2 LBS MIN.
  - THIS PART CONFORMS TO CLASS B REQUIREMENTS OF COSMETIC SPECIFICATION PS-45499-002.
  - THE PARTS LISTED ON THIS DRAWING ARE CONSTRUCTED TO MEET THE REQUIREMENT FOR DIRECT SUPPORT OF UNINSULATED LIVE PARTS AS DESCRIBED IN UL508C.



THIS DRAWING CONTAINS INFORMATION THAT IS PROPRIETARY TO MOLEX ELECTRONIC TECHNOLOGIES, LLC AND SHOULD NOT BE USED WITHOUT WRITTEN PERMISSION									
DIMENSION UNITS		SCALE		CURRENT REV DESC: ADDED NEW PN 1718566005					
MM/IN		4:1		<p>EC NO: 632912</p> <p>DRWN: MKP 2020/02/03</p> <p>CHK'D: SS06 2020/02/26</p> <p>APPR: ISHWARG 2020/02/27</p> <p>INITIAL REVISION:</p> <p>DRWN: MKIPPER 2012/11/09</p> <p>APPR: FSMITH 2013/06/11</p>					
GENERAL TOLERANCES (UNLESS SPECIFIED)									
		MM	INCH						
4 PLACES	±		±						
3 PLACES	±		± 0.015						
2 PLACES	±	0.25	± 0.01						
1 PLACE	±	0.38	±						
0 PLACES	±		±						
ANGULAR TOL		± °		<p>THIRD ANGLE PROJECTION</p> <p>DRAWING</p> <p>SERIES</p> <p>MATERIAL NUMBER</p> <p>CUSTOMER</p> <p>SHEET NUMBER</p>					
DRAFT WHERE APPLICABLE MUST REMAIN WITHIN DIMENSIONS		THIRD ANGLE PROJECTION		DRAWING		SERIES		MATERIAL NUMBER	
		B-SIZE		171856		SEE CHART		GENERAL MARKET	
DOCUMENT STATUS		P1		RELEASE DATE		2020/02/27		10:16:56	
MODEL:		EM-6373-6							

**molex**

KK RPC .100 HEADER  
ASSEMBLY FRICTION LOCK SOLID BODY

PRODUCT CUSTOMER DRAWING

DOCUMENT NUMBER: SD-171856-0001

DOC TYPE: PSD

DOC PART: 000

REVISION: B3

SEE CHART

GENERAL MARKET

1 OF 5

10		9			8	
GROUP:		171856-0002/-0012				
PLATING:		197				
PIN LENGTH: (L)		12.95 / .510				
MATING: (M)		7.44 / .293				
DIM. G:		N/A				
PC TAIL: (P)		2.34 / .092				
DIM T:		OVERALL				
PACKAGING:		PK-6373-001 BULK				
CKTS	MATERIAL NUMBER	CKTS	MATERIAL NUMBER	VOID CKT		
2	171856-0002					
3	171856-0003					
4	171856-0004					
5	171856-0005					
6	171856-0006					
7	171856-0007					
8	171856-0008					
9	171856-0009					
10	171856-0010					
11	171856-0011					
12	171856-0012					

7		6				
GROUP:		171856-1002/-1012				
PLATING:		208				
PIN LENGTH: (L)		12.95 / .510				
MATING: (M)		7.44 / .293				
DIM. G:		3.56 / .140				
PC TAIL: (P)		2.34 / .092				
DIM T:		3.43 / .135				
PACKAGING:		PK-6373-001 BULK				
CKTS	MATERIAL NUMBER	CKTS	MATERIAL NUMBER	VOID CKT		
2	171856-1002					
3	171856-1003					
4	171856-1004					
5	171856-1005					
6	171856-1006					
7	171856-1007					
8	171856-1008					
9	171856-1009					
10	171856-1010					
11	171856-1011					
12	171856-1012					

5		4			3		2		1	
GROUP:		171856-2002/-2012								
PLATING:		228								
PIN LENGTH: (L)		12.95 / .510								
MATING: (M)		7.44 / .293								
DIM. G:		3.56 / .140								
PC TAIL: (P)		2.34 / .092								
DIM T:		3.43 / .135								
PACKAGING:		PK-6373-001 BULK								
CKTS	MATERIAL NUMBER	CKTS	MATERIAL NUMBER	VOID CKT						
2	171856-2002									
3	171856-2003									
4	171856-2004									
5	171856-2005									
6	171856-2006									
7	171856-2007									
8	171856-2008									
9	171856-2009									
10	171856-2010									
11	171856-2011									
12	171856-2012									

THIS DRAWING CONTAINS INFORMATION THAT IS PROPRIETARY TO MOLEX ELECTRONIC TECHNOLOGIES, LLC AND SHOULD NOT BE USED WITHOUT WRITTEN PERMISSION											
DIMENSION UNITS		SCALE		CURRENT REV DESC: ADDED NEW PN				<b>molex</b>		KK RPC .100 HEADER ASSEMBLY FRICTION LOCK SOLID BODY	
MM/IN		1:1		1718566005							
GENERAL TOLERANCES (UNLESS SPECIFIED)											
		MM	INCH	EC NO: 632912							
4 PLACES ±				DRWN: MKP				2020/02/03			
3 PLACES ±			± 0.015	CHK'D: SS06				2020/02/26			
2 PLACES ±		0.25	± 0.01	APPR: ISHWARG				2020/02/27			
1 PLACE ±		0.38	±	INITIAL REVISION:							
0 PLACES ±			±	DRWN: MKIPPER				2012/11/09			
ANGULAR TOL ± °				APPR: FSMITH				2013/06/11			
DRAFT WHERE APPLICABLE MUST REMAIN WITHIN DIMENSIONS				THIRD ANGLE PROJECTION		DRAWING	SERIES	MATERIAL NUMBER	CUSTOMER	SHEET NUMBER	
						B-SIZE	171856	SEE CHART	GENERAL MARKET	2 OF 5	
DOCUMENT STATUS		P1	RELEASE DATE	2020/02/27	10:16:56						

10		9			8	
GROUP:		171856-0102/-0112				
PLATING:		197				
PIN LENGTH: (L)		14.22 / .560				
MATING: (M)		7.49 / .295				
DIM. G:		N/A				
PC TAIL: (P)		3.56 / .140				
DIM T:		OVERALL				
PACKAGING:		PK-6373-001 BULK				
CKTS	MATERIAL NUMBER	CKTS	MATERIAL NUMBER	VOID CKT		
2	171856-0102					
3	171856-0103					
4	171856-0104					
5	171856-0105					
6	171856-0106					
7	171856-0107					
8	171856-0108					
9	171856-0109					
10	171856-0110					
11	171856-0111					
12	171856-0112					

7		6				
GROUP:		171856-1102/-1112				
PLATING:		208				
PIN LENGTH: (L)		14.22 / .560				
MATING: (M)		7.49 / .295				
DIM. G:		3.56 / .140				
PC TAIL: (P)		3.56 / .140				
DIM T:		3.43 / .135				
PACKAGING:		PK-6373-001 BULK				
CKTS	MATERIAL NUMBER	CKTS	MATERIAL NUMBER	VOID CKT		
2	171856-1102					
3	171856-1103					
4	171856-1104					
5	171856-1105					
6	171856-1106					
7	171856-1107					
8	171856-1108					
9	171856-1109					
10	171856-1110					
11	171856-1111					
12	171856-1112					

5		4				
GROUP:						
PLATING:						
PIN LENGTH: (L)						
MATING: (M)						
DIM. G:						
PC TAIL: (P)						
DIM T:						
PACKAGING:						
CKTS	MATERIAL NUMBER	CKTS	MATERIAL NUMBER	VOID CKT		
2						
3						
4						
5						
6						
7						
8						
9						
10						
11						
12						

THIS DRAWING CONTAINS INFORMATION THAT IS PROPRIETARY TO MOLEX ELECTRONIC TECHNOLOGIES, LLC AND SHOULD NOT BE USED WITHOUT WRITTEN PERMISSION											
DIMENSION UNITS		SCALE		CURRENT REV DESC: ADDED NEW PN				<b>molex</b>		KK RPC .100 HEADER ASSEMBLY FRICTION LOCK SOLID BODY	
MM/IN		1:1		1718566005							
GENERAL TOLERANCES (UNLESS SPECIFIED)											
		MM	INCH	EC NO: 632912							
4 PLACES ±				DRWN: MKP				2020/02/03			
3 PLACES ±			± 0.015	CHK'D: SS06				2020/02/26			
2 PLACES ±		0.25	± 0.01	APPR: ISHWARG				2020/02/27			
1 PLACE ±		0.38	±	INITIAL REVISION:							
0 PLACES ±			±	DRWN: MKIPPER				2012/11/09		DOCUMENT NUMBER	
ANGULAR TOL ± °				APPR: FSMITH				2013/06/11		SD-171856-0001	
DRAFT WHERE APPLICABLE MUST REMAIN WITHIN DIMENSIONS		THIRD ANGLE PROJECTION		DRAWING		SERIES		MATERIAL NUMBER		CUSTOMER	
				B-SIZE		171856		SEE CHART		GENERAL MARKET	
										SHEET NUMBER	
										3 OF 5	

DOCUMENT STATUS	P1	RELEASE DATE	2020/02/27	10:16:56
-----------------	----	--------------	------------	----------





GROUP:	171856-0002/-0012			
PLATING:	197			
PIN LENGTH: (L)	12.95 / .510			
MATING: (M)	7.44 / .293			
DIM. G:	N/A			
PC TAIL: (P)	2.34 / .092			
DIM T:	OVERALL			
PACKAGING:	PK-6373-001 BULK			
CKTS	MATERIAL NUMBER	CKTS	MATERIAL NUMBER	VOID CKT
2	171856-0002			
3	171856-0003			
4	171856-0004			
5	171856-0005			
6	171856-0006			
7	171856-0007			
8	171856-0008			
9	171856-0009			
10	171856-0010			
11	171856-0011			
12	171856-0012			

GROUP:	171856-1002/-1012			
PLATING:	208			
PIN LENGTH: (L)	12.95 / .510			
MATING: (M)	7.44 / .293			
DIM. G:	3.56 / .140			
PC TAIL: (P)	2.34 / .092			
DIM T:	3.43 / .135			
PACKAGING:	PK-6373-001 BULK			
CKTS	MATERIAL NUMBER	CKTS	MATERIAL NUMBER	VOID CKT
2	171856-1002			
3	171856-1003			
4	171856-1004			
5	171856-1005			
6	171856-1006			
7	171856-1007			
8	171856-1008			
9	171856-1009			
10	171856-1010			
11	171856-1011			
12	171856-1012			

GROUP:	171856-2002/-2012			
PLATING:	228			
PIN LENGTH: (L)	12.95 / .510			
MATING: (M)	7.44 / .293			
DIM. G:	3.56 / .140			
PC TAIL: (P)	2.34 / .092			
DIM T:	3.43 / .135			
PACKAGING:	PK-6373-001 BULK			
CKTS	MATERIAL NUMBER	CKTS	MATERIAL NUMBER	VOID CKT
2	171856-2002			
3	171856-2003			
4	171856-2004			
5	171856-2005			
6	171856-2006			
7	171856-2007			
8	171856-2008			
9	171856-2009			
10	171856-2010			
11	171856-2011			
12	171856-2012			

REV: <b>B1</b>	<u>ECM INFORMATION:</u>	<u>TITLE:</u> <b>KK RPC 100 HEADER ASSEMBLY FRICTION LOCK SOLID BODY</b>	<u>SHEET No.</u> <b>- 2 -</b>	
	ECM No.: <b>602687</b> DATE: <b>8/13/2018</b>			
<u>DOCUMENT NUMBER:</u> <b>SD - 171856 - 0001</b>		<u>CREATED / REVISED BY:</u> <b>SS06</b>	<u>CHECKED BY:</u> <b>SS06</b>	<u>APPROVED BY:</u> <b>ISHWARG</b>



GROUP:	171856-3002/-3012			
PLATING:	197			
PIN LENGTH: (L)	12.95 / .510			
MATING: (M)	7.44 / .293			
DIM. G:	N/A			
PC TAIL: (P)	2.34 / .092			
DIM T:	OVERALL			
PACKAGING:	PK-171856-0001 TAPE AND REEL W/CAP			
CKTS	MATERIAL NUMBER	CKTS	MATERIAL NUMBER	VOID CKT
2	171856-3002			
3	171856-3003			
4	171856-3004			
5	171856-3005			
6	171856-3006			
7	171856-3007			
8	171856-3008			
9	171856-3009			
10	171856-3010			
11	171856-3011			
12	171856-3012			

GROUP:	171856-4002/-4012			
PLATING:	208			
PIN LENGTH: (L)	12.95 / .510			
MATING: (M)	7.44 / .293			
DIM. G:	3.56 / .140			
PC TAIL: (P)	2.34 / .092			
DIM T:	3.43 / .135			
PACKAGING:	PK-171856-0001 TAPE AND REEL W/CAP			
CKTS	MATERIAL NUMBER	CKTS	MATERIAL NUMBER	VOID CKT
2	171856-4002			
3	171856-4003			
4	171856-4004			
5	171856-4005			
6	171856-4006			
7	171856-4007			
8	171856-4008			
9	171856-4009			
10	171856-4010			
11	171856-4011			
12	171856-4012			

GROUP:	171856-5002/-5012			
PLATING:	208			
PIN LENGTH: (L)	14.22 / .560			
MATING: (M)	7.49 / .295			
DIM. G:	3.56 / .140			
PC TAIL: (P)	3.56 / .140			
DIM T:	3.43 / .135			
PACKAGING:	1718561000-PK TAPE AND REEL W/O CAP			
CKTS	MATERIAL NUMBER	CKTS	MATERIAL NUMBER	VOID CKT
4	171856-5004			
8	171856-5008			

REV: <b>B1</b>	<u>ECM INFORMATION:</u>	<u>TITLE:</u> <b>KK RPC 100 HEADER ASSEMBLY FRICTION LOCK SOLID BODY</b>	<u>SHEET No.</u> <b>- 4 -</b>	
	ECM No.: <b>602687</b> DATE: <b>8/13/2018</b>			
<u>DOCUMENT NUMBER:</u> <b>SD - 171856 - 0001</b>		<u>CREATED / REVISED BY:</u> <b>SS06</b>	<u>CHECKED BY:</u> <b>SS06</b>	<u>APPROVED BY:</u> <b>ISHWARG</b>



