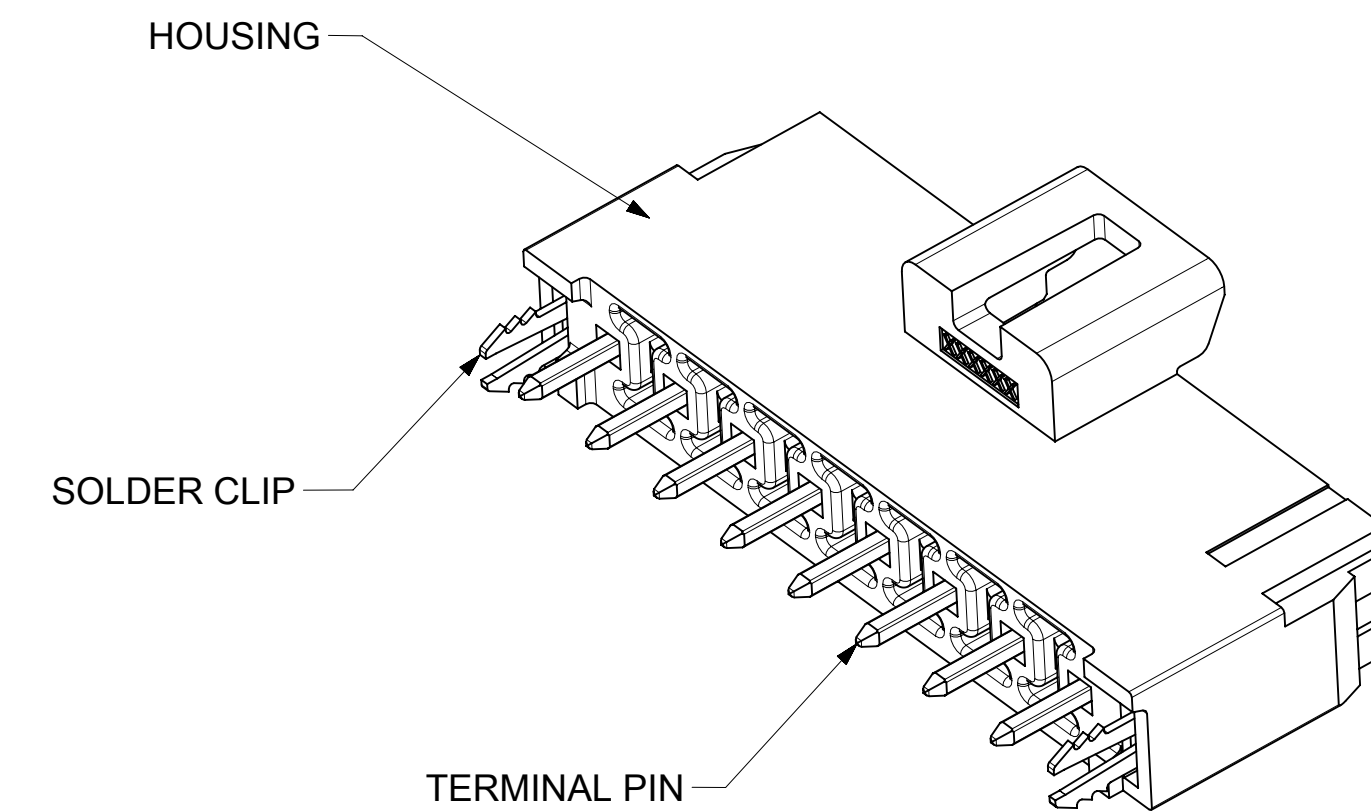
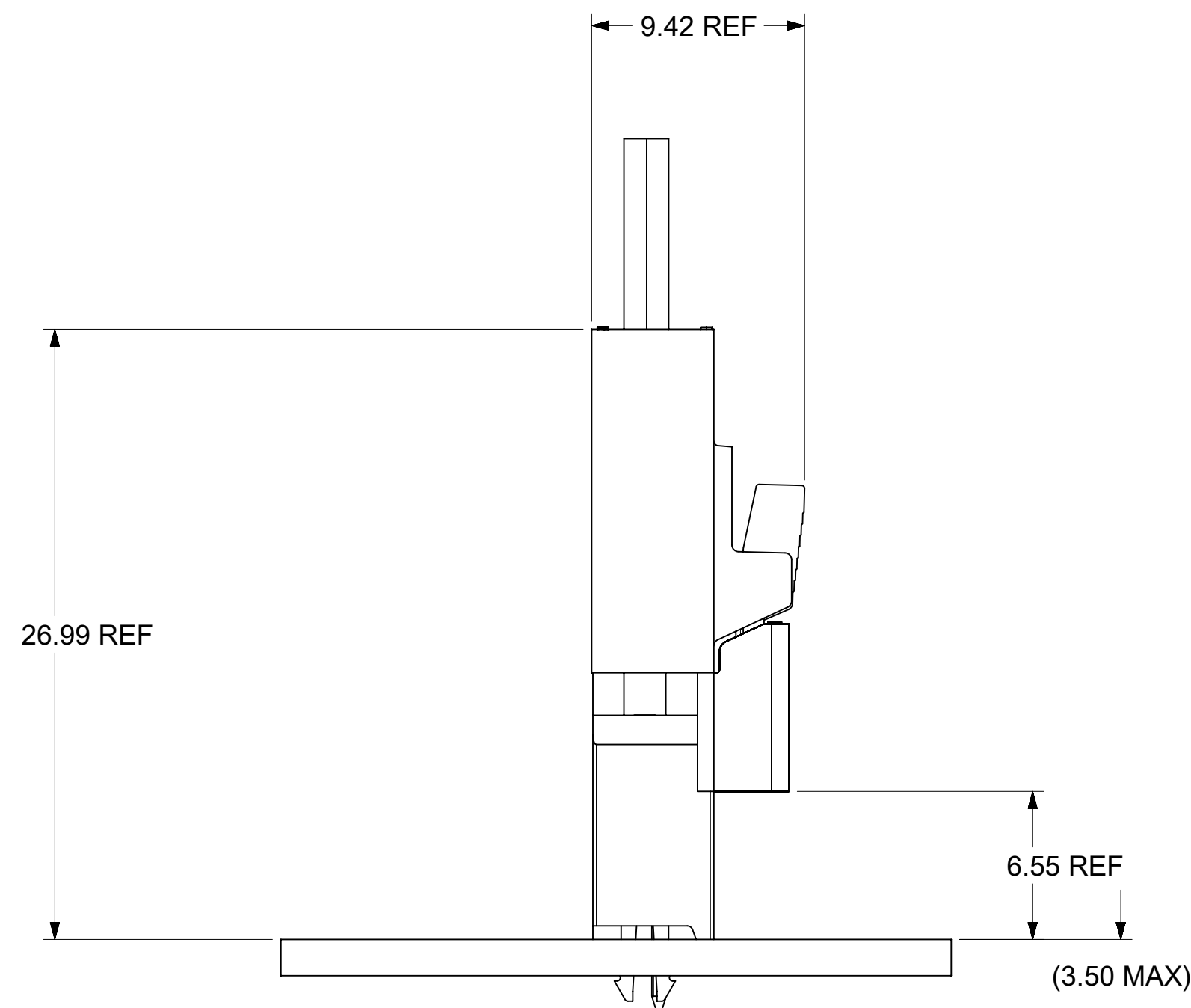
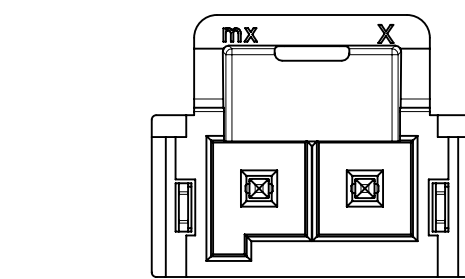


NOTES:

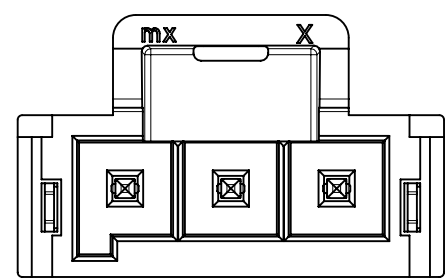
- MATERIAL :  
HOUSING  
OPTION 1: LCP BLACK, UL94 V-0  
OPTION 2: LCP NATURAL, UL94 V-0  
TERMINAL: COPPER ALLOY
- PLATING FINISH:  
OPTION 1 - 1.5µm(60µin)-2.5µm(100µin) TIN OVER  
1.25µm(50µin)-2.5µm(100µin) NICKEL OVERALL  
OPTION 2 - 0.35µm(15µin) GOLD CONTACT AREA,  
1.5µm(60µin)-2.5µm(100µin) TIN TAIL AREA OVER  
1.25µm(50µin)-2.5µm(100µin) NICKEL OVERALL  
OPTION 3 - 0.70µm(30µin) GOLD CONTACT AREA,  
1.5µm(60µin)-2.5µm(100µin) TIN TAIL AREA OVER  
1.25µm(50µin)-2.5µm(100µin) NICKEL OVERALL
- PARTS TO BE PACKAGED PER PK-172287-9001
- PRODUCT SPECIFICATION PS-172323-0001
- PART MATES WITH MOLEX RECEPTACLE HOUSING  
172256 AND 172260
- PARTS CONFORM TO CLASS "C" REQUIREMENTS OF COSMETIC  
SPECIFICATION PS-45499-002
- DISCOLORATION IN THE BANDOLIER AREA OF THE PIN IS  
INHERENT TO THE PLATING PROCESS AND IS DUE TO THE MASKING  
EFFECT OF THE CARRIER. THIS DISCOLORATION IS IN A NON-FUNCTIONAL  
AREA OF THE PIN AND WILL NOT AFFECT THE PERFORMANCE OF THE  
HEADER ASSEMBLY.
- APPLICATION SPECIFICATION: AS-172323-0001



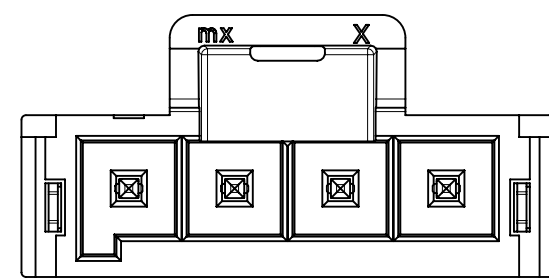
THIS DRAWING CONTAINS INFORMATION THAT IS PROPRIETARY TO MOLEX ELECTRONIC TECHNOLOGIES, LLC AND SHOULD NOT BE USED WITHOUT WRITTEN PERMISSION										
DIMENSION UNITS	SCALE	CURRENT REV DESC:								
mm	NTS									
GENERAL TOLERANCES (UNLESS SPECIFIED)										
ANGULAR TOL	± °									
4 PLACES	±									
3 PLACES	±									
2 PLACES	± 0.25									
1 PLACE	± 0.5									
0 PLACES	±									
DRAFT WHERE APPLICABLE MUST REMAIN WITHIN DIMENSIONS		THIRD ANGLE PROJECTION	DRAWING	SERIES	MATERIAL NUMBER	CUSTOMER	SHEET NUMBER			
			D-SIZE	172287	SEE TABLE	GENERAL MARKET	1 OF 2			
		EC NO: 717248		2022/08/05						
		DRWN: LEOW		2022/08/15						
		CHK'D: XQZHANG		2022/08/15						
		APPR: XQZHANG		2022/08/15						
		INITIAL REVISION:								
		DRWN: DROSCA		2014/03/03						
		APPR: JCOMERCI		2014/04/24						
						DOCUMENT NUMBER		DOC TYPE	DOC PART	REVISION
						SD-172287-1000		PSD	000	B6



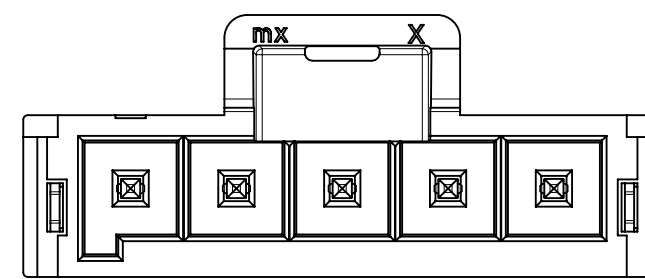
2 CKT



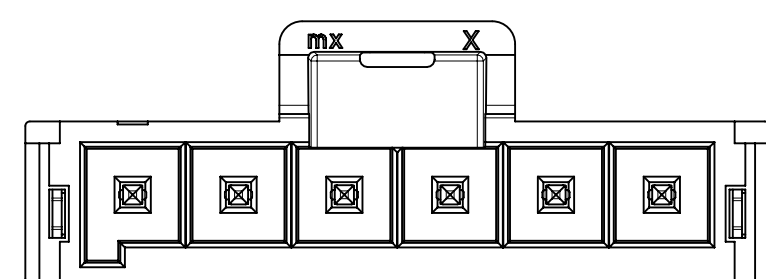
3 CKT



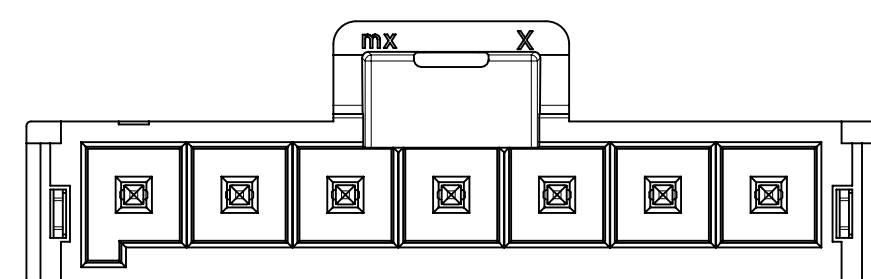
4 CKT



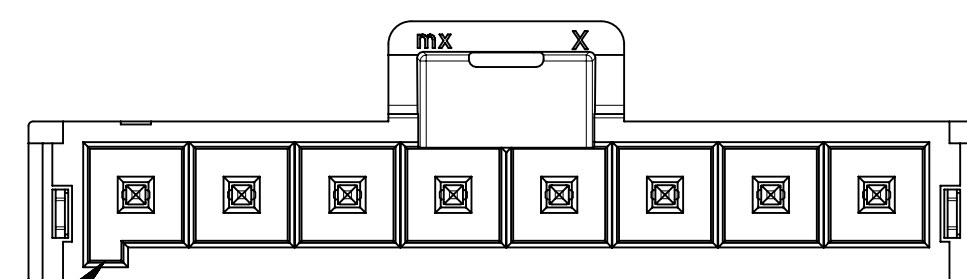
5 CKT



6 CKT

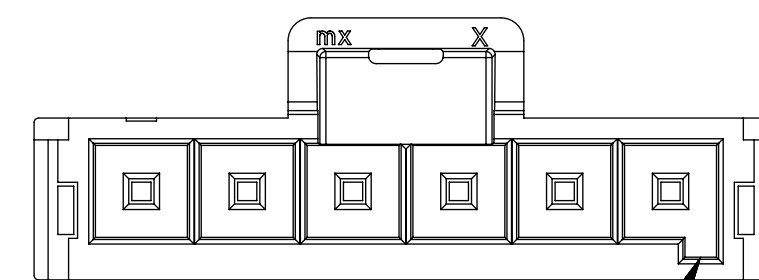


7 CKT

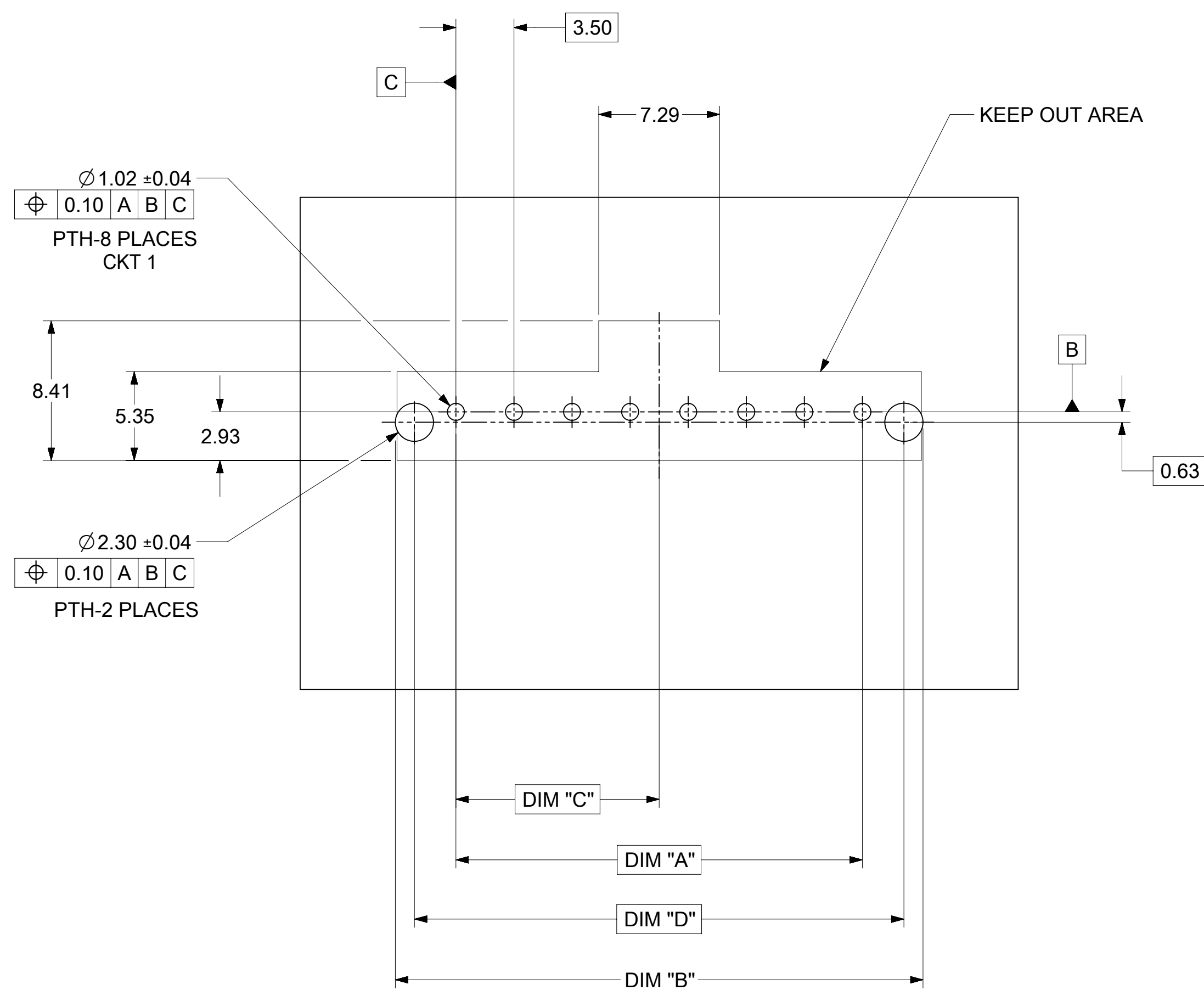


8 CKT

KEY A  
(BLACK)



KEY B  
(NATURAL)



PCB LAYOUT: COMPONENT SIDE  
RECOMMENDED PCB THICKNESS 1.60MM-2.40MM

NOTE: DATUM -A- IS ON THE COMPONENT SIDE PCB

TIN PLATING							
PART NO.	COLOR	CIRCUIT SIZE	KEY OPTION	DIM A	DIM B	DIM C	DIM D
172287-1102	BLACK	2	KEY A	3.50	10.60	1.75	8.50
172287-1103	BLACK	3	KEY A	7.00	14.10	3.50	12.00
172287-1104	BLACK	4	KEY A	10.50	17.60	5.25	15.50
172287-1105	BLACK	5	KEY A	14.00	21.10	7.00	19.00
172287-1106	BLACK	6	KEY A	17.50	24.60	8.75	22.50
172287-1107	BLACK	7	KEY A	21.00	28.10	10.50	26.00
172287-1108	BLACK	8	KEY A	24.50	31.60	12.25	29.50
172287-2102	NATURAL	2	KEY B	3.50	10.60	1.75	8.50
172287-2103	NATURAL	3	KEY B	7.00	14.10	3.50	12.00
172287-2104	NATURAL	4	KEY B	10.50	17.60	5.25	15.50
172287-2105	NATURAL	5	KEY B	14.00	21.10	7.00	19.00
172287-2106	NATURAL	6	KEY B	17.50	24.60	8.75	22.50
172287-2107	NATURAL	7	KEY B	21.00	28.10	10.50	26.00
172287-2108	NATURAL	8	KEY B	24.50	31.60	12.25	29.50

15 MICROINCH GOLD PLATING							
PART NO.	COLOR	CIRCUIT SIZE	KEY OPTION	DIM A	DIM B	DIM C	DIM D
172287-1202	BLACK	2	KEY A	3.50	10.60	1.75	8.50
172287-1203	BLACK	3	KEY A	7.00	14.10	3.50	12.00
172287-1204	BLACK	4	KEY A	10.50	17.60	5.25	15.50
172287-1205	BLACK	5	KEY A	14.00	21.10	7.00	19.00
172287-1206	BLACK	6	KEY A	17.50	24.60	8.75	22.50
172287-1207	BLACK	7	KEY A	21.00	28.10	10.50	26.00
172287-1208	BLACK	8	KEY A	24.50	31.60	12.25	29.50
172287-2202	NATURAL	2	KEY B	3.50	10.60	1.75	8.50
172287-2203	NATURAL	3	KEY B	7.00	14.10	3.50	12.00
172287-2204	NATURAL	4	KEY B	10.50	17.60	5.25	15.50
172287-2205	NATURAL	5	KEY B	14.00	21.10	7.00	19.00
172287-2206	NATURAL	6	KEY B	17.50	24.60	8.75	22.50
172287-2207	NATURAL	7	KEY B	21.00	28.10	10.50	26.00
172287-2208	NATURAL	8	KEY B	24.50	31.60	12.25	29.50

30 MICROINCH GOLD PLATING							
PART NO.	COLOR	CIRCUIT SIZE	KEY OPTION	DIM A	DIM B	DIM C	DIM D
172287-1302	BLACK	2	KEY A	3.50	10.60	1.75	8.50
172287-1303	BLACK	3	KEY A	7.00	14.10	3.50	12.00
172287-1304	BLACK	4	KEY A	10.50	17.60	5.25	15.50
172287-1305	BLACK	5	KEY A	14.00	21.10	7.00	19.00
172287-1306	BLACK	6	KEY A	17.50	24.60	8.75	22.50
172287-1307	BLACK	7	KEY A	21.00	28.10	10.50	26.00
172287-1308	BLACK	8	KEY A	24.50	31.60	12.25	29.50
172287-2302	NATURAL	2	KEY B	3.50	10.60	1.75	8.50
172287-2303	NATURAL	3	KEY B	7.00	14.10	3.50	12.00
172287-2304	NATURAL	4	KEY B	10.50	17.60	5.25	15.50
172287-2305	NATURAL	5	KEY B	14.00	21.10	7.00	19.00
172287-2306	NATURAL	6	KEY B	17.50	24.60	8.75	22.50
172287-2307	NATURAL	7	KEY B	21.00	28.10	10.50	26.00
172287-2308	NATURAL	8	KEY B	24.50	31.60	12.25	29.50

THIS DRAWING CONTAINS INFORMATION THAT IS PROPRIETARY TO MOLEX ELECTRONIC TECHNOLOGIES, LLC AND SHOULD NOT BE USED WITHOUT WRITTEN PERMISSION

DIMENSION UNITS	SCALE	CURRENT REV DESC:					
mm	NTS						
GENERAL TOLERANCES (UNLESS SPECIFIED)		EC NO: 717248		ULTRA-FIT VERT HEAD ASSY 2-8 CKTS SINGLE ROW WITH SOLDER CLIP			
ANGULAR TOL ± °		DRWN: LEOW 2022/08/05					
4 PLACES ±		CHK'D: XQZHANG 2022/08/15		PRODUCT CUSTOMER DRAWING			
3 PLACES ±		APPR: XQZHANG 2022/08/15					
2 PLACES ± 0.25		INITIAL REVISION:		DOCUMENT NUMBER: <b>SD-172287-1000</b> DOC TYPE: PSD    DOC PART: 000    REVISION: B6			
1 PLACE ± 0.5		DRWN: DROSCA 2014/03/03					
0 PLACES ±		APPR: JCOMERCI 2014/04/24		MATERIAL NUMBER: SEE TABLE    CUSTOMER: GENERAL MARKET    SHEET NUMBER: 2 OF 2			
DRAFT WHERE APPLICABLE MUST REMAIN WITHIN DIMENSIONS		THIRD ANGLE PROJECTION					
		DRAWING: D-SIZE					
		SERIES: 172287					