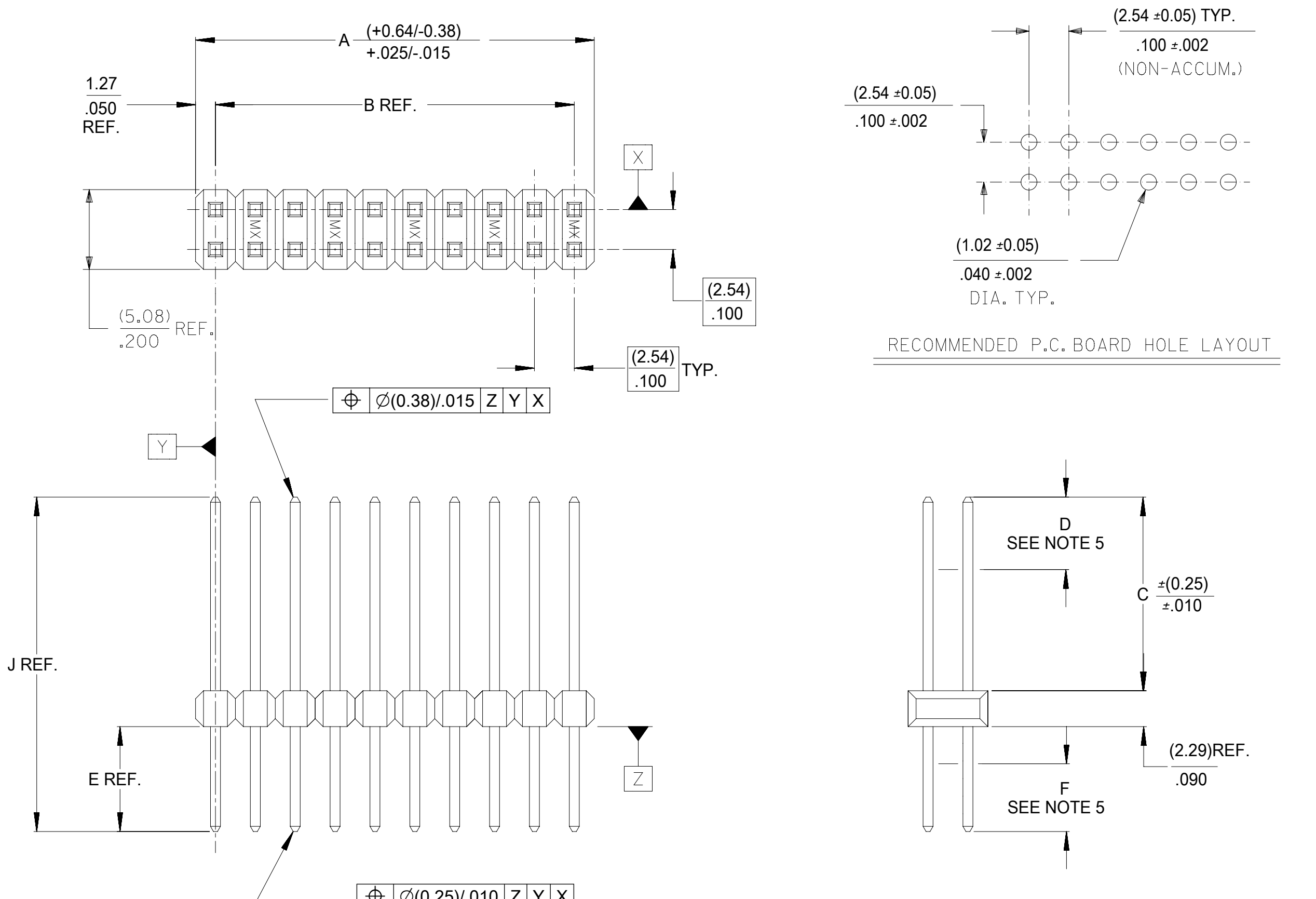


| CKT. SIZE | DIM. A | | DIM. B REF. | |
|-----------|----------|-------|-------------|-------|
| | (MM) | INCH | (MM) | INCH |
| 4 | (5.08) | 0.200 | (2.54) | 0.100 |
| 6 | (7.62) | 0.300 | (5.08) | 0.200 |
| 8 | (10.16) | 0.400 | (7.62) | 0.300 |
| 10 | (12.70) | 0.500 | (10.16) | 0.400 |
| 12 | (15.24) | 0.600 | (12.70) | 0.500 |
| 14 | (17.78) | 0.700 | (15.24) | 0.600 |
| 16 | (20.32) | 0.800 | (17.78) | 0.700 |
| 18 | (22.86) | 0.900 | (20.32) | 0.800 |
| 20 | (25.40) | 1.000 | (22.86) | 0.900 |
| 22 | (27.94) | 1.100 | (25.40) | 1.000 |
| 24 | (30.48) | 1.200 | (27.94) | 1.100 |
| 26 | (33.02) | 1.300 | (30.48) | 1.200 |
| 28 | (35.56) | 1.400 | (33.02) | 1.300 |
| 30 | (38.10) | 1.500 | (35.56) | 1.400 |
| 32 | (40.64) | 1.600 | (38.10) | 1.500 |
| 34 | (43.18) | 1.700 | (40.64) | 1.600 |
| 36 | (45.72) | 1.800 | (43.18) | 1.700 |
| 38 | (48.26) | 1.900 | (45.72) | 1.800 |
| 40 | (50.80) | 2.000 | (48.26) | 1.900 |
| 42 | (53.34) | 2.100 | (50.80) | 2.000 |
| 44 | (55.88) | 2.200 | (53.34) | 2.100 |
| 46 | (58.42) | 2.300 | (55.88) | 2.200 |
| 48 | (60.96) | 2.400 | (58.42) | 2.300 |
| 50 | (63.50) | 2.500 | (60.96) | 2.400 |
| 52 | (66.04) | 2.600 | (63.50) | 2.500 |
| 54 | (68.58) | 2.700 | (66.04) | 2.600 |
| 56 | (71.12) | 2.800 | (68.58) | 2.700 |
| 58 | (73.66) | 2.900 | (71.12) | 2.800 |
| 60 | (76.20) | 3.000 | (73.66) | 2.900 |
| 62 | (78.74) | 3.100 | (76.20) | 3.000 |
| 64 | (81.28) | 3.200 | (78.74) | 3.100 |
| 66 | (83.82) | 3.300 | (81.28) | 3.200 |
| 68 | (86.36) | 3.400 | (83.82) | 3.300 |
| 70 | (88.90) | 3.500 | (86.36) | 3.400 |
| 72 | (91.44) | 3.600 | (88.90) | 3.500 |
| 74 | (93.98) | 3.700 | (91.44) | 3.600 |
| 76 | (96.52) | 3.800 | (93.98) | 3.700 |
| 78 | (99.06) | 3.900 | (96.52) | 3.800 |
| 80 | (101.60) | 4.000 | (99.06) | 3.900 |
| 82 | (104.14) | 4.100 | (101.60) | 4.000 |
| 84 | (106.68) | 4.200 | (104.14) | 4.100 |
| 86 | (109.22) | 4.300 | (106.68) | 4.200 |
| 88 | (111.76) | 4.400 | (109.22) | 4.300 |
| 90 | (114.30) | 4.500 | (111.76) | 4.400 |
| 92 | (116.84) | 4.600 | (114.30) | 4.500 |
| 94 | (119.38) | 4.700 | (116.84) | 4.600 |
| 96 | (121.92) | 4.800 | (119.38) | 4.700 |
| 98 | (124.46) | 4.900 | (121.92) | 4.800 |
| 100 | (127.00) | 5.000 | (124.46) | 4.900 |



- NOTES:**
- MATERIAL:**
PIN: COPPER ALLOY
WAFER: GLASS FILLED LCP (LIQUID CRYSTAL POLYMER, UL 94V-0, COLOR: BLACK).
 - FINISH:**
TIN = (0.00380)/.000150 MINIMUM TIN PLATE
OVER (0.00127)/.000050 MINIMUM NICKEL PLATE.
15 GOLD = (0.00038)/.000015 MINIMUM GOLD PLATE IN SELECT AREA,
(0.00190)/.000075 MINIMUM TIN PLATE IN SELECT AREA,
OVER (0.00127)/.000050 MINIMUM NICKEL PLATE OVERALL.
30 GOLD = (0.00076)/.000030 MINIMUM GOLD PLATE IN SELECT AREA,
(0.00190)/.000075 MINIMUM TIN PLATE IN SELECT AREA,
OVER (0.00127)/.000050 MINIMUM NICKEL PLATE OVERALL.
GT15 = (0.00038)/.000015 MINIMUM GOLD PLATE IN SELECT AREA,
(0.00254)/.000100 MINIMUM TIN PLATE IN SELECT AREA,
OVER (0.00127)/.000050 MINIMUM NICKEL PLATE OVERALL.
 - PRODUCT SPECIFICATION:** NONE
 - PACKAGING INFORMATION:** (UNLESS OTHERWISE NOTED IN TABLES)
BULK PACK PER PK-70873-0353.
 - MEASURE POINT FOR PLATING THICKNESS.**
 - FOR ASSEMBLIES WITH VOIDED PINS, REFER TO DRAWING NO. SDA-70280-5001-9999.**
 - PIN PUSHOUT FORCE:** 3 POUNDS MINIMUM IN EITHER DIRECTION.
 - FOR ILLUSTRATION PURPOSES, 20 (DUAL 10) CIRCUIT SIZE IS SHOWN.**
 - PINS MEET SOLDERABILITY SPEC SMES-152. ABSENCE OF PLATING PERMISSIBLE AT BANDOLIER PIN FAYING SURFACE. (APPROXIMATELY (0.64)/.025 INCH LONG BY (0.15)/.006 INCH WIDE AT 2 LOCATIONS)**
 - PARTS CONFORM TO CLASS B OF COSMETIC SPECIFICATION PS-45499-002**
- * THE PRIMARY SHIPPING CARTON WILL BE LABELED "COMPLIANT TO RoHS DIRECTIVE 2002/95/EC AND ELV ANNEX II OF DIRECTIVE 2000/53/EC". CARTONS WITHOUT THIS LABEL MAY CONTAIN PRODUCT WITH LEAD PLATING.

| | | | |
|---|----------------------------------|------------------------------------|---------------------------|
| THIS DRAWING CONTAINS INFORMATION THAT IS PROPRIETARY TO MOLEX ELECTRONIC TECHNOLOGIES, LLC AND SHOULD NOT BE USED WITHOUT WRITTEN PERMISSION | | | |
| DIMENSION UNITS MM/IN | SCALE 4:1 | CURRENT REV DESC: MIGRATED TO ECTR | |
| GENERAL TOLERANCES (UNLESS SPECIFIED) | | EC NO: 604937 | |
| | MM | INCH | DRWN: GSHARMA 2018/09/21 |
| 4 PLACES | ± | ± | CHK'D: ISHWARG 2018/10/04 |
| 3 PLACES | ± | ± 0.005 | APPR: ISHWARG 2018/10/04 |
| 2 PLACES | ± 0.13 | ± 0.01 | INITIAL REVISION: |
| 1 PLACE | ± 0.25 | ± | DRWN: SMR 04/19/1993 |
| 0 PLACES | ± | ± | APPR: SMR 04/19/1993 |
| ANGULAR TOL | ± 0.5 ° | | |
| DRAFT WHERE APPLICABLE MUST REMAIN WITHIN DIMENSIONS | THIRD ANGLE PROJECTION | DRAWING | SERIES |
| | | C-SIZE | 70280 |
| DOCUMENT STATUS | | DOC TYPE | DOC PART |
| P1 | RELEASE DATE 2018/10/04 09:58:28 | PSD | 001 |
| SALES ASSY-HIGH TEMP. DUAL ROW WAFER W/BREAK-OFF OPT. .025 SQ PINS | | REVISION | |
| PRODUCT CUSTOMER DRAWING | | SHEET NUMBER | |
| DOCUMENT NUMBER | | 1 OF 9 | |
| SDA-70280-0001-4000 | | H | |
| MATERIAL NUMBER | CUSTOMER | SHEET NUMBER | |
| SEE TABLE | GENERAL MARKET | 1 OF 9 | |

| ENGINEERING NUMBER A-70280- | RELEASE FOR MANUFACTURE | E REF. | J REF. | C (0.25) ±.010 | MATING END PLATING | | | P.C BOARD END PLATING | | | FOR PACKAGING INFORMATION, SEE NOTE 4, SHEET 1 (UNLESS OTHERWISE SPECIFIED BELOW) |
|--------------------------------|-------------------------|----------------|-----------------|----------------------|--------------------|----------------|--|-----------------------|----------------|--|---|
| | | | | | TYPE | D MEAS. | | TYPE | F MEAS. | | |
| -0439/-0448 | R.F.M. | (2.72) .107 | (11.10) .437 | (6.10) .240 | TIN | (2.54) .100 | | TIN | (1.27) .050 | | |
| -0449/-0458 | R.F.M. | (2.72) .107 | (11.10) .437 | (6.10) .240 | 15 GOLD | (2.54) .100 | | TIN | (1.27) .050 | | |
| -0459/-0468 | R.F.M. | (2.72) .107 | (11.10) .437 | (6.10) .240 | 30 GOLD | (2.54) .100 | | TIN | (1.23) .048 | | |
| -0469/-0478 | R.F.M. | (2.79) .110 | (13.21) .520 | (8.13) .320 | TIN | (4.57) .180 | | TIN | (1.27) .050 | | |
| -0479/-0488 | R.F.M. | (2.79) .110 | (13.21) .520 | (8.13) .320 | 15 GOLD | (4.57) .180 | | TIN | (1.27) .050 | | |
| -0489/-0498 | R.F.M. | (2.79) .110 | (13.21) .520 | (8.13) .320 | 30 GOLD | (4.57) .180 | | TIN | (1.27) .050 | | |
| -0499/-0508 | R.F.M. | (3.94) .155 | (12.32) .485 | (6.10) .240 | 30 GOLD | (2.54) .100 | | TIN | (1.27) .050 | | |

| CKTS | EDP NUMBER | ENG NUMBER | EDP NUMBER | ENG NUMBER | EDP NUMBER | ENG NUMBER | EDP NUMBER | ENG NUMBER | EDP NUMBER | ENG NUMBER | EDP NUMBER | ENG NUMBER | EDP NUMBER | ENG NUMBER | CKTS |
|------|------------|--------------|------------|--------------|------------|--------------|------------|--------------|------------|--------------|------------|--------------|------------|--------------|------|
| 82 | 70280-0439 | A-70280-0439 | 70280-0449 | A-70280-0449 | 70280-0459 | A-70280-0459 | 70280-0469 | A-70280-0469 | 70280-0479 | A-70280-0479 | 70280-0489 | A-70280-0489 | 70280-0499 | A-70280-0499 | 82 |
| 84 | 70280-0440 | A-70280-0440 | 70280-0450 | A-70280-0450 | 70280-0460 | A-70280-0460 | 70280-0470 | A-70280-0470 | 70280-0480 | A-70280-0480 | 70280-0490 | A-70280-0490 | 70280-0500 | A-70280-0500 | 84 |
| 86 | 70280-0441 | A-70280-0441 | 70280-0451 | A-70280-0451 | 70280-0461 | A-70280-0461 | 70280-0471 | A-70280-0471 | 70280-0481 | A-70280-0481 | 70280-0491 | A-70280-0491 | 70280-0501 | A-70280-0501 | 86 |
| 88 | 70280-0442 | A-70280-0442 | 70280-0452 | A-70280-0452 | 70280-0462 | A-70280-0462 | 70280-0472 | A-70280-0472 | 70280-0482 | A-70280-0482 | 70280-0492 | A-70280-0492 | 70280-0502 | A-70280-0502 | 88 |
| 90 | 70280-0443 | A-70280-0443 | 70280-0453 | A-70280-0453 | 70280-0463 | A-70280-0463 | 70280-0473 | A-70280-0473 | 70280-0483 | A-70280-0483 | 70280-0493 | A-70280-0493 | 70280-0503 | A-70280-0503 | 90 |
| 92 | 70280-0444 | A-70280-0444 | 70280-0454 | A-70280-0454 | 70280-0464 | A-70280-0464 | 70280-0474 | A-70280-0474 | 70280-0484 | A-70280-0484 | 70280-0494 | A-70280-0494 | 70280-0504 | A-70280-0504 | 92 |
| 94 | 70280-0445 | A-70280-0445 | 70280-0455 | A-70280-0455 | 70280-0465 | A-70280-0465 | 70280-0475 | A-70280-0475 | 70280-0485 | A-70280-0485 | 70280-0495 | A-70280-0495 | 70280-0505 | A-70280-0505 | 94 |
| 96 | 70280-0446 | A-70280-0446 | 70280-0456 | A-70280-0456 | 70280-0466 | A-70280-0466 | 70280-0476 | A-70280-0476 | 70280-0486 | A-70280-0486 | 70280-0496 | A-70280-0496 | 70280-0506 | A-70280-0506 | 96 |
| 98 | 70280-0447 | A-70280-0447 | 70280-0457 | A-70280-0457 | 70280-0467 | A-70280-0467 | 70280-0477 | A-70280-0477 | 70280-0487 | A-70280-0487 | 70280-0497 | A-70280-0497 | 70280-0507 | A-70280-0507 | 98 |
| 100 | 70280-0448 | A-70280-0448 | 70280-0458 | A-70280-0458 | 70280-0468 | A-70280-0468 | 70280-0478 | A-70280-0478 | 70280-0488 | A-70280-0488 | 70280-0498 | A-70280-0498 | 70280-0508 | A-70280-0508 | 100 |

THIS DRAWING CONTAINS INFORMATION THAT IS PROPRIETARY TO MOLEX ELECTRONIC TECHNOLOGIES, LLC AND SHOULD NOT BE USED WITHOUT WRITTEN PERMISSION

| | | | | |
|--|------------------------|--|---|---------------------------|
| DIMENSION UNITS MM/IN | SCALE 1:1 | CURRENT REV/DESC: MIGRATED TO ECTR | | |
| GENERAL TOLERANCES (UNLESS SPECIFIED) | | molex SALES ASSY-HIGH TEMP. DUAL ROW WAFER W/BREAK- OFF OPT. .025 SQ PINS PRODUCT CUSTOMER DRAWING | | |
| 4 PLACES ± | ± | | | EC NO: 604937 |
| 3 PLACES ± | ± 0.005 | | | DRWN: GSHARMA 2018/09/21 |
| 2 PLACES ± | ± 0.13 ± 0.01 | | | CHK'D: ISHWARG 2018/10/04 |
| 1 PLACE ± | ± 0.25 ± | | | APPR: ISHWARG 2018/10/04 |
| 0 PLACES ± | ± | INITIAL REVISION: | DOCUMENT NUMBER | |
| ANGULAR TOL ± 0.5 ° | | DRWN: SMR 04/19/1993 | SDA-70280-0001-4000 | |
| DRAFT WHERE APPLICABLE MUST REMAIN WITHIN DIMENSIONS | THIRD ANGLE PROJECTION | APPR: SMR 04/19/1993 | DOC TYPE DOC PART REVISION PSD 001 H | |
| | | DRAWING SERIES C-SIZE 70280 | MATERIAL NUMBER CUSTOMER SHEET NUMBER SEE TABLE GENERAL MARKET 5 OF 9 | |

| | | | | |
|-----------------|----|--------------|------------|----------|
| DOCUMENT STATUS | P1 | RELEASE DATE | 2018/10/04 | 09:58:28 |
|-----------------|----|--------------|------------|----------|

| ENGINEERING NUMBER A-70280- | RELEASE FOR MANUFACTURE | E REF. | J REF. | C (0.25) ±.010 | MATING END PLATING | | | P.C BOARD END PLATING | | | FOR PACKAGING INFORMATION, SEE NOTE 4, SHEET 1 (UNLESS OTHERWISE SPECIFIED BELOW) |
|--------------------------------|-------------------------|----------------|-----------------|----------------------|--------------------|----------------|--|-----------------------|----------------|--|---|
| | | | | | TYPE | D MEAS. | | TYPE | F MEAS. | | |
| -0509/0518 | R.F.M. | (2.92) .115 | (12.83) .505 | (7.62) .300 | TIN | (4.57) .180 | | TIN | (1.27) .050 | | PK-70873-0090 |
| -0529/0538 | R.F.M. | (3.68) .145 | (17.02) .670 | (11.05) .435 | TIN | (6.46) .254 | | TIN | (1.23) .048 | | PK-70873-0276 |
| -0869/0878 | R.F.M. | (2.67) .105 | (11.05) .435 | (6.10) .240 | TIN | (2.54) .100 | | TIN | (1.27) .050 | | PK-70873-0090 |
| -0879/0888 | R.F.M. | (4.45) .175 | (12.83) .505 | (6.10) .240 | TIN | (2.54) .100 | | TIN | (1.27) .050 | | |
| -0889/0898 | R.F.M. | (4.45) .175 | (12.83) .505 | (6.10) .240 | 15 GOLD | (2.54) .100 | | TIN | (1.27) .050 | | |

| CKTS | EDP NUMBER | ENG NUMBER | EDP NUMBER | ENG NUMBER | EDP NUMBER | ENG NUMBER | EDP NUMBER | ENG NUMBER | EDP NUMBER | ENG NUMBER | EDP NUMBER | ENG NUMBER | EDP NUMBER | ENG NUMBER | CKTS |
|------|------------|--------------|------------|------------|------------|--------------|------------|------------|------------|--------------|------------|--------------|------------|--------------|------|
| 82 | 70280-0509 | A-70280-0509 | | | 70280-0529 | A-70280-0529 | | | 70280-0869 | A-70280-0869 | 70280-0879 | A-70280-0879 | 70280-0889 | A-70280-0889 | 82 |
| 84 | 70280-0510 | A-70280-0510 | | | 70280-0530 | A-70280-0530 | | | 70280-0870 | A-70280-0870 | 70280-0880 | A-70280-0880 | 70280-0890 | A-70280-0890 | 84 |
| 86 | 70280-0511 | A-70280-0511 | | | 70280-0531 | A-70280-0531 | | | 70280-0871 | A-70280-0871 | 70280-0881 | A-70280-0881 | 70280-0891 | A-70280-0891 | 86 |
| 88 | 70280-0512 | A-70280-0512 | | | 70280-0532 | A-70280-0532 | | | 70280-0872 | A-70280-0872 | 70280-0882 | A-70280-0882 | 70280-0892 | A-70280-0892 | 88 |
| 90 | 70280-0513 | A-70280-0513 | | | 70280-0533 | A-70280-0533 | | | 70280-0873 | A-70280-0873 | 70280-0883 | A-70280-0883 | 70280-0893 | A-70280-0893 | 90 |
| 92 | 70280-0514 | A-70280-0514 | | | 70280-0534 | A-70280-0534 | | | 70280-0874 | A-70280-0874 | 70280-0884 | A-70280-0884 | 70280-0894 | A-70280-0894 | 92 |
| 94 | 70280-0515 | A-70280-0515 | | | 70280-0535 | A-70280-0535 | | | 70280-0875 | A-70280-0875 | 70280-0885 | A-70280-0885 | 70280-0895 | A-70280-0895 | 94 |
| 96 | 70280-0516 | A-70280-0516 | | | 70280-0536 | A-70280-0536 | | | 70280-0876 | A-70280-0876 | 70280-0886 | A-70280-0886 | 70280-0896 | A-70280-0896 | 96 |
| 98 | 70280-0517 | A-70280-0517 | | | 70280-0537 | A-70280-0537 | | | 70280-0877 | A-70280-0877 | 70280-0887 | A-70280-0887 | 70280-0897 | A-70280-0897 | 98 |
| 100 | 70280-0518 | A-70280-0518 | | | 70280-0538 | A-70280-0538 | | | 70280-0878 | A-70280-0878 | 70280-0888 | A-70280-0888 | 70280-0898 | A-70280-0898 | 100 |

THIS DRAWING CONTAINS INFORMATION THAT IS PROPRIETARY TO MOLEX ELECTRONIC TECHNOLOGIES, LLC AND SHOULD NOT BE USED WITHOUT WRITTEN PERMISSION

| | | | | |
|--|------------------------|--|---------------------------------------|---------------------------|
| DIMENSION UNITS MM/IN | SCALE 1:1 | CURRENT REV DESC: MIGRATED TO ECTR | | |
| GENERAL TOLERANCES (UNLESS SPECIFIED) | | molex SALES ASSY-HIGH TEMP. DUAL ROW WAFER W/BREAK- OFF OPT. .025 SQ PINS PRODUCT CUSTOMER DRAWING | | |
| 4 PLACES ± | ± | | | EC NO: 604937 |
| 3 PLACES ± | ± 0.005 | | | DRWN: GSHARMA 2018/09/21 |
| 2 PLACES ± | ± 0.01 | | | CHK'D: ISHWARG 2018/10/04 |
| 1 PLACE ± | ± 0.25 | | | APPR: ISHWARG 2018/10/04 |
| 0 PLACES ± | ± | INITIAL REVISION: | DOCUMENT NUMBER | |
| ANGULAR TOL ± 0.5 ° | | DRWN: SMR 04/19/1993 | SDA-70280-0001-4000 | |
| DRAFT WHERE APPLICABLE MUST REMAIN WITHIN DIMENSIONS | THIRD ANGLE PROJECTION | APPR: SMR 04/19/1993 | DOC TYPE DOC PART REVISION | |
| | | DRAWING C-SIZE | PSD 001 H | |
| | | SERIES 70280 | MATERIAL NUMBER CUSTOMER SHEET NUMBER | |
| | | | SEE TABLE GENERAL MARKET 6 OF 9 | |

| | | | |
|-----------------|----|--------------|---------------------|
| DOCUMENT STATUS | P1 | RELEASE DATE | 2018/10/04 09:58:28 |
|-----------------|----|--------------|---------------------|

| ENGINEERING NUMBER A-70280- | RELEASE FOR MANUFACTURE | E REF. | J REF. | C (0.25) ±.010 | MATING END PLATING | | | P.C BOARD END PLATING | | | FOR PACKAGING INFORMATION, SEE NOTE 4, SHEET 1 (UNLESS OTHERWISE SPECIFIED BELOW) |
|--------------------------------|-------------------------|----------------|-----------------|----------------------|--------------------|----------------|----------------|-----------------------|----------------|---------|---|
| | | | | | TYPE | D MEAS. | | TYPE | F MEAS. | | |
| | | | | | -0899/0908 | R.F.M. | (4.45) .175 | (12.83) .505 | (6.10) .240 | 30 GOLD | |
| -0909/0918 | R.F.M. | (4.70) .185 | (15.11) .595 | (8.13) .320 | TIN | (4.57) .180 | | TIN | (1.27) .050 | | |
| -0919/0928 | R.F.M. | (4.70) .185 | (15.11) .595 | (8.13) .320 | 15 GOLD | (4.57) .180 | | TIN | (1.27) .050 | | |
| -0929/0938 | R.F.M. | (4.70) .185 | (15.11) .595 | (8.13) .320 | 30 GOLD | (4.57) .180 | | TIN | (1.27) .050 | | |
| -0939/0948 | R.F.M. | (5.08) .200 | (13.21) .520 | (5.84) .230 | TIN | (2.54) .100 | | TIN | (1.27) .050 | | |

| CKTS | EDP NUMBER | ENG NUMBER | EDP NUMBER | ENG NUMBER | EDP NUMBER | ENG NUMBER | EDP NUMBER | ENG NUMBER | EDP NUMBER | ENG NUMBER | EDP NUMBER | ENG NUMBER | EDP NUMBER | ENG NUMBER | CKTS |
|------|------------|--------------|------------|--------------|------------|--------------|------------|--------------|------------|--------------|------------|------------|------------|------------|------|
| 82 | 70280-0899 | A-70280-0899 | 70280-0909 | A-70280-0909 | 70280-0919 | A-70280-0919 | 70280-0929 | A-70280-0929 | 70280-0939 | A-70280-0939 | | | | | 82 |
| 84 | 70280-0900 | A-70280-0900 | 70280-0910 | A-70280-0910 | 70280-0920 | A-70280-0920 | 70280-0930 | A-70280-0930 | 70280-0940 | A-70280-0940 | | | | | 84 |
| 86 | 70280-0901 | A-70280-0901 | 70280-0911 | A-70280-0911 | 70280-0921 | A-70280-0921 | 70280-0931 | A-70280-0931 | 70280-0941 | A-70280-0941 | | | | | 86 |
| 88 | 70280-0902 | A-70280-0902 | 70280-0912 | A-70280-0912 | 70280-0922 | A-70280-0922 | 70280-0932 | A-70280-0932 | 70280-0942 | A-70280-0942 | | | | | 88 |
| 90 | 70280-0903 | A-70280-0903 | 70280-0913 | A-70280-0913 | 70280-0923 | A-70280-0923 | 70280-0933 | A-70280-0933 | 70280-0943 | A-70280-0943 | | | | | 90 |
| 92 | 70280-0904 | A-70280-0904 | 70280-0914 | A-70280-0914 | 70280-0924 | A-70280-0924 | 70280-0934 | A-70280-0934 | 70280-0944 | A-70280-0944 | | | | | 92 |
| 94 | 70280-0905 | A-70280-0905 | 70280-0915 | A-70280-0915 | 70280-0925 | A-70280-0925 | 70280-0935 | A-70280-0935 | 70280-0945 | A-70280-0945 | | | | | 94 |
| 96 | 70280-0906 | A-70280-0906 | 70280-0916 | A-70280-0916 | 70280-0926 | A-70280-0926 | 70280-0936 | A-70280-0936 | 70280-0946 | A-70280-0946 | | | | | 96 |
| 98 | 70280-0907 | A-70280-0907 | 70280-0917 | A-70280-0917 | 70280-0927 | A-70280-0927 | 70280-0937 | A-70280-0937 | 70280-0947 | A-70280-0947 | | | | | 98 |
| 100 | 70280-0908 | A-70280-0908 | 70280-0918 | A-70280-0918 | 70280-0928 | A-70280-0928 | 70280-0938 | A-70280-0938 | 70280-0948 | A-70280-0948 | | | | | 100 |

THIS DRAWING CONTAINS INFORMATION THAT IS PROPRIETARY TO MOLEX ELECTRONIC TECHNOLOGIES, LLC AND SHOULD NOT BE USED WITHOUT WRITTEN PERMISSION

| | | | | |
|--|------------------------|--|---|---------------------------|
| DIMENSION UNITS MM/IN | SCALE 1:1 | CURRENT REV DESC: MIGRATED TO ECTR | | |
| GENERAL TOLERANCES (UNLESS SPECIFIED) | | molex SALES ASSY-HIGH TEMP. DUAL ROW WAFER W/BREAK- OFF OPT. .025 SQ PINS PRODUCT CUSTOMER DRAWING | | |
| 4 PLACES ± | ± | | | EC NO: 604937 |
| 3 PLACES ± | ± 0.005 | | | DRWN: GSHARMA 2018/09/21 |
| 2 PLACES ± | ± 0.13 ± 0.01 | | | CHK'D: ISHWARG 2018/10/04 |
| 1 PLACE ± | ± 0.25 ± | | | APPR: ISHWARG 2018/10/04 |
| 0 PLACES ± | ± | INITIAL REVISION: | DOCUMENT NUMBER | |
| ANGULAR TOL ± 0.5 ° | | DRWN: SMR 04/19/1993 | SDA-70280-0001-4000 | |
| DRAFT WHERE APPLICABLE MUST REMAIN WITHIN DIMENSIONS | THIRD ANGLE PROJECTION | APPR: SMR 04/19/1993 | DOC TYPE DOC PART REVISION | |
| | | DRAWING SERIES | PSD 001 H | |
| | | C-SIZE 70280 | MATERIAL NUMBER CUSTOMER SHEET NUMBER | |
| | | SEE TABLE GENERAL MARKET | 7 OF 9 | |

| | | | |
|-----------------|----|--------------|---------------------|
| DOCUMENT STATUS | P1 | RELEASE DATE | 2018/10/04 09:58:28 |
|-----------------|----|--------------|---------------------|

| H | ENGINEERING NUMBER A-70280- | RELEASE FOR MANUFACTURE | E REF. | J REF. | C (0.25) ±.010 | MATING END PLATING | | P.C BOARD END PLATING | | FOR PACKAGING INFORMATION, SEE NOTE 4, SHEET 1 (UNLESS OTHERWISE SPECIFIED BELOW) |
|---|--------------------------------|----------------------------|----------------|-----------------|----------------------|--------------------|----------------|-----------------------|----------------|---|
| | | | | | | TYPE | D MEAS. | TYPE | F MEAS. | |
| | -0949/-0987 | R.F.M. | (3.43) .135 | (11.81) .465 | (6.10) .240 | 15 GOLD | (2.54) .100 | TIN | (1.27) .050 | |
| | -1130/1168 | R.F.M. | (3.56) .140 | (15.24) .600 | (9.40) .370 | 15 GOLD | (5.33) .210 | TIN | (2.54) .100 | |
| | -1169/-1207 | R.F.M. | (2.79) .110 | (16.51) .650 | (11.43) .450 | 15 GOLD | (4.57) .180 | TIN | (2.54) .100 | |
| | -1208/-1246 | R.F.M. | (5.08) .200 | (13.21) .520 | (5.84) .230 | 15 GOLD | (2.54) .100 | TIN | (1.27) .050 | |
| G | | | | | | | | | | |

| CKTS | EDP NUMBER | ENG NUMBER | EDP NUMBER | ENG NUMBER | EDP NUMBER | ENG NUMBER | EDP NUMBER | ENG NUMBER | EDP NUMBER | ENG NUMBER | EDP NUMBER | ENG NUMBER | EDP NUMBER | ENG NUMBER | EDP NUMBER | ENG NUMBER | CKTS |
|------|------------|--------------|------------|--------------|------------|--------------|------------|--------------|------------|------------|------------|------------|------------|------------|------------|------------|------|
| 4 | | A-70280-0949 | | | | | | | | | | | | | | | 4 |
| 6 | | A-70280-0950 | | | | | | | | | | | | | | | 6 |
| 8 | | A-70280-0951 | | | | | | | | | | | | | | | 8 |
| 10 | 70280-0952 | A-70280-0952 | | | | | | | | | | | | | | | 10 |
| 12 | | A-70280-0953 | | | | | | | | | | | | | | | 12 |
| 14 | | A-70280-0954 | | | | | | | | | | | | | | | 14 |
| 16 | | A-70280-0955 | | | | | | | | | | | | | | | 16 |
| 18 | | A-70280-0956 | | | | | | | | | | | | | | | 18 |
| 20 | | A-70280-0957 | | | | | | | | | | | | | | | 20 |
| 22 | | A-70280-0958 | | | | | | | | | | | | | | | 22 |
| 24 | | A-70280-0959 | | | | | 70280-1218 | A-70280-1218 | | | | | | | | | 24 |
| 26 | | A-70280-0960 | 70280-1141 | A-70280-1141 | | | | | | | | | | | | | 26 |
| 28 | | A-70280-0961 | | | | | | | | | | | | | | | 28 |
| 30 | | A-70280-0962 | | | | | | | | | | | | | | | 30 |
| 32 | | A-70280-0963 | | | 70280-1183 | A-70280-1183 | | | | | | | | | | | 32 |
| 34 | | A-70280-0964 | | | | | | | | | | | | | | | 34 |
| 36 | | A-70280-0965 | | | | | | | | | | | | | | | 36 |
| 38 | | A-70280-0966 | | | | | | | | | | | | | | | 38 |
| 40 | | A-70280-0967 | | | | | | | | | | | | | | | 40 |
| 42 | | A-70280-0968 | | | | | | | | | | | | | | | 42 |
| 44 | | A-70280-0969 | | | | | | | | | | | | | | | 44 |
| 46 | | A-70280-0970 | | | | | | | | | | | | | | | 46 |
| 48 | | A-70280-0971 | | | | | | | | | | | | | | | 48 |
| 50 | | A-70280-0972 | | | | | | | | | | | | | | | 50 |
| 52 | | A-70280-0973 | | | | | | | | | | | | | | | 52 |
| 54 | | A-70280-0974 | | | | | | | | | | | | | | | 54 |
| 56 | | A-70280-0975 | | | | | | | | | | | | | | | 56 |
| 58 | | A-70280-0976 | | | | | | | | | | | | | | | 58 |
| 60 | | A-70280-0977 | | | | | | | | | | | | | | | 60 |
| 62 | | A-70280-0978 | | | | | | | | | | | | | | | 62 |
| 64 | | A-70280-0979 | | | | | | | | | | | | | | | 64 |
| 66 | | A-70280-0980 | | | | | | | | | | | | | | | 66 |
| 68 | | A-70280-0981 | | | | | | | | | | | | | | | 68 |
| 70 | | A-70280-0982 | | | | | | | | | | | | | | | 70 |
| 72 | | A-70280-0983 | | | | | | | | | | | | | | | 72 |
| 74 | | A-70280-0984 | | | | | | | | | | | | | | | 74 |
| 76 | | A-70280-0985 | | | | | | | | | | | | | | | 76 |
| 78 | | A-70280-0986 | | | | | | | | | | | | | | | 78 |
| 80 | | A-70280-0987 | | | | | | | | | | | | | | | 80 |

THIS DRAWING CONTAINS INFORMATION THAT IS PROPRIETARY TO MOLEX ELECTRONIC TECHNOLOGIES, LLC AND SHOULD NOT BE USED WITHOUT WRITTEN PERMISSION

| | | | |
|--|------------------------|---|--|
| DIMENSION UNITS MM/IN | SCALE 1:1 | CURRENT REV DESC: MIGRATED TO ECTR | |
| GENERAL TOLERANCES (UNLESS SPECIFIED) | | SALES ASSY-HIGH TEMP. DUAL ROW WAFER W/BREAK- OFF OPT. .025 SQ PINS | |
| 4 PLACES ± | MM INCH | EC NO: 604937 | 2018/09/21 2018/10/04 2018/10/04 |
| 3 PLACES ± | ± 0.005 | DRWN: GSHARMA | |
| 2 PLACES ± | 0.13 ± 0.01 | CHK'D: ISHWARG | |
| 1 PLACE ± | 0.25 ± | APPR: ISHWARG | PRODUCT CUSTOMER DRAWING |
| 0 PLACES ± | ± | INITIAL REVISION: | |
| ANGULAR TOL ± 0.5 ° | | DRWN: SMR | DOCUMENT NUMBER |
| | | APPR: SMR | SDA-70280-0001-4000 |
| DRAFT WHERE APPLICABLE MUST REMAIN WITHIN DIMENSIONS | THIRD ANGLE PROJECTION | DRAWING | SERIES |
| | | C-SIZE | 70280 |
| | | MATERIAL NUMBER | CUSTOMER |
| | | SEE TABLE | GENERAL MARKET |
| | | SHEET NUMBER | 8 OF 9 |

| | | | | | | | | | | | | |
|--------------------------------|-------------------------|----|---|----------------|-----------------|----------------------|---|---|--------------------|---------------------------|---|---------------|
| 12 | 11 | 10 | 9 | 8 | 7 | 6 | 5 | 4 | 3 | 2 | 1 | |
| ENGINEERING NUMBER A-70280- | RELEASE FOR MANUFACTURE | | | E REF. | J REF. | C (0.25) ±.010 | | | MATING END PLATING | P.C BOARD END PLATING | FOR PACKAGING INFORMATION, SEE NOTE 4, SHEET 1 (UNLESS OTHERWISE SPECIFIED BELOW) | |
| -1247 / -1285 | R.F.M | | | (3.68) .145 | (17.02) .670 | (11.05) .435 | | | TYPE TIN | D MEAS. (6.46) 2.54 | F MEAS. (1.23) .048 | PK-70873-0276 |

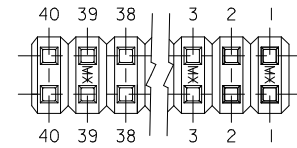
| CKTS | ITEM NUMBER | ITEM NUMBER | ITEM NUMBER | ITEM NUMBER | ITEM NUMBER | ITEM NUMBER | ITEM NUMBER | CKTS |
|------|-------------|-------------|-------------|-------------|-------------|-------------|-------------|------|
| 4 | | | | | | | | 4 |
| 6 | | | | | | | | 6 |
| 8 | | | | | | | | 8 |
| 10 | | | | | | | | 10 |
| 12 | | | | | | | | 12 |
| 14 | | | | | | | | 14 |
| 16 | | | | | | | | 16 |
| 18 | 70280-1254 | | | | | | | 18 |
| 20 | | | | | | | | 20 |
| 22 | | | | | | | | 22 |
| 24 | | | | | | | | 24 |
| 26 | | | | | | | | 26 |
| 28 | | | | | | | | 28 |
| 30 | | | | | | | | 30 |
| 32 | | | | | | | | 32 |
| 34 | | | | | | | | 34 |
| 36 | | | | | | | | 36 |
| 38 | | | | | | | | 38 |
| 40 | | | | | | | | 40 |
| 42 | | | | | | | | 42 |
| 44 | | | | | | | | 44 |
| 46 | | | | | | | | 46 |
| 48 | | | | | | | | 48 |
| 50 | | | | | | | | 50 |
| 52 | | | | | | | | 52 |
| 54 | | | | | | | | 54 |
| 56 | | | | | | | | 56 |
| 58 | | | | | | | | 58 |
| 60 | | | | | | | | 60 |
| 62 | | | | | | | | 62 |
| 64 | | | | | | | | 64 |
| 66 | | | | | | | | 66 |
| 68 | | | | | | | | 68 |
| 70 | | | | | | | | 70 |
| 72 | | | | | | | | 72 |
| 74 | | | | | | | | 74 |
| 76 | | | | | | | | 76 |
| 78 | | | | | | | | 78 |
| 80 | | | | | | | | 80 |

THIS DRAWING CONTAINS INFORMATION THAT IS PROPRIETARY TO MOLEX ELECTRONIC TECHNOLOGIES, LLC AND SHOULD NOT BE USED WITHOUT WRITTEN PERMISSION

| | | | | | | |
|--|------------------------|------------------------------------|--------|--------------------------|----------------|--------------|
| DIMENSION UNITS MM/IN | SCALE 1:1 | CURRENT REV DESC: MIGRATED TO ECTR | | molex | | |
| GENERAL TOLERANCES (UNLESS SPECIFIED) | | EC NO: 604937 | | | | |
| 4 PLACES ± | MM INCH | DRWN: GSHARMA 2018/09/21 | | 2018/10/04 | | |
| 3 PLACES ± | ± 0.005 | CHK'D: ISHWARG | | 2018/10/04 | | |
| 2 PLACES ± | 0.13 ± 0.01 | APPR: ISHWARG | | 2018/10/04 | | |
| 1 PLACE ± | 0.25 ± | INITIAL REVISION: | | PRODUCT CUSTOMER DRAWING | | |
| 0 PLACES ± | ± | DRWN: SMR 04/19/1993 | | DOCUMENT NUMBER | | |
| ANGULAR TOL ± 0.5 ° | | APPR: SMR 04/19/1993 | | SDA-70280-0001-4000 | | |
| DRAFT WHERE APPLICABLE MUST REMAIN WITHIN DIMENSIONS | THIRD ANGLE PROJECTION | DRAWING | SERIES | MATERIAL NUMBER | CUSTOMER | SHEET NUMBER |
| | | C-SIZE | 70280 | SEE TABLE | GENERAL MARKET | 9 OF 9 |

| | | | |
|-----------------|----|--------------|---------------------|
| DOCUMENT STATUS | P1 | RELEASE DATE | 2018/10/04 09:58:28 |
|-----------------|----|--------------|---------------------|

| CKT. SIZE | DIM. A REF. | | DIM. B REF. | |
|-----------|-------------|-------|-------------|-------|
| | (MM) | INCH | (MM) | INCH |
| 4 | (5.08) | .200 | (2.54) | .100 |
| 6 | (7.62) | .300 | (5.08) | .200 |
| 8 | (10.16) | .400 | (7.62) | .300 |
| 10 | (12.70) | .500 | (10.16) | .400 |
| 12 | (15.24) | .600 | (12.70) | .500 |
| 14 | (17.78) | .700 | (15.24) | .600 |
| 16 | (20.32) | .800 | (17.78) | .700 |
| 18 | (22.86) | .900 | (20.32) | .800 |
| 20 | (25.40) | 1.000 | (22.86) | .900 |
| 22 | (27.94) | 1.100 | (25.40) | 1.000 |
| 24 | (30.48) | 1.200 | (27.94) | 1.100 |
| 26 | (33.02) | 1.300 | (30.48) | 1.200 |
| 28 | (35.56) | 1.400 | (33.02) | 1.300 |
| 30 | (38.10) | 1.500 | (35.56) | 1.400 |
| 32 | (40.64) | 1.600 | (38.10) | 1.500 |
| 34 | (43.18) | 1.700 | (40.64) | 1.600 |
| 36 | (45.72) | 1.800 | (43.18) | 1.700 |
| 38 | (48.26) | 1.900 | (45.72) | 1.800 |
| 40 | (50.80) | 2.000 | (48.26) | 1.900 |
| 42 | (53.34) | 2.100 | (50.80) | 2.000 |
| 44 | (55.88) | 2.200 | (53.34) | 2.100 |
| 46 | (58.42) | 2.300 | (55.88) | 2.200 |
| 48 | (60.96) | 2.400 | (58.42) | 2.300 |
| 50 | (63.50) | 2.500 | (60.96) | 2.400 |
| 52 | (66.04) | 2.600 | (63.50) | 2.500 |
| 54 | (68.58) | 2.700 | (66.04) | 2.600 |
| 56 | (71.12) | 2.800 | (68.58) | 2.700 |
| 58 | (73.66) | 2.900 | (71.12) | 2.800 |
| 60 | (76.20) | 3.000 | (73.66) | 2.900 |
| 62 | (78.74) | 3.100 | (76.20) | 3.000 |
| 64 | (81.28) | 3.200 | (78.74) | 3.100 |
| 66 | (83.82) | 3.300 | (81.28) | 3.200 |
| 68 | (86.36) | 3.400 | (83.82) | 3.300 |
| 70 | (88.90) | 3.500 | (86.36) | 3.400 |
| 72 | (91.44) | 3.600 | (88.90) | 3.500 |
| 74 | (93.98) | 3.700 | (91.44) | 3.600 |
| 76 | (96.52) | 3.800 | (93.98) | 3.700 |
| 78 | (99.06) | 3.900 | (96.52) | 3.800 |
| 80 | (101.60) | 4.000 | (99.06) | 3.900 |
| 82 | (104.14) | 4.100 | (101.60) | 4.000 |
| 84 | (106.68) | 4.200 | (104.14) | 4.100 |
| 86 | (109.22) | 4.300 | (106.68) | 4.200 |
| 88 | (111.76) | 4.400 | (109.22) | 4.300 |
| 90 | (114.30) | 4.500 | (111.76) | 4.400 |
| 92 | (116.84) | 4.600 | (114.30) | 4.500 |
| 94 | (119.38) | 4.700 | (116.84) | 4.600 |
| 96 | (121.92) | 4.800 | (119.38) | 4.700 |
| 98 | (124.46) | 4.900 | (121.92) | 4.800 |
| 100 | (127.00) | 5.000 | (124.46) | 4.900 |

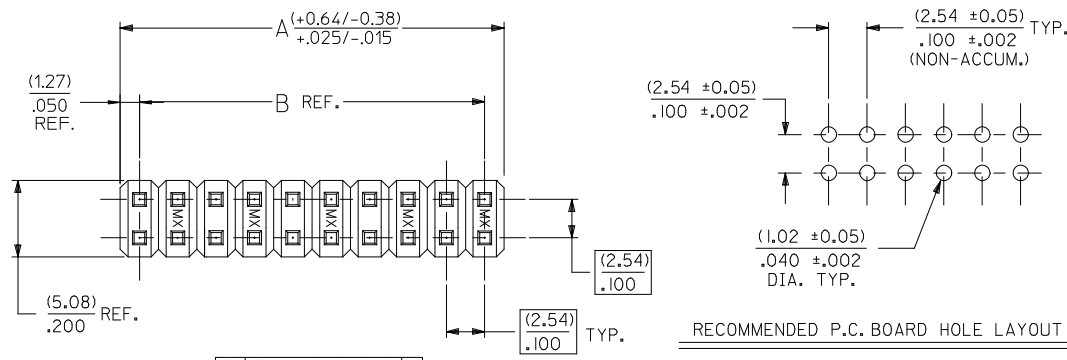


VIEW "AB"
USE FOR LOCATING VOIDED CKTS.
(TOP VIEW SHOWN)
(SEE NOTE 6)

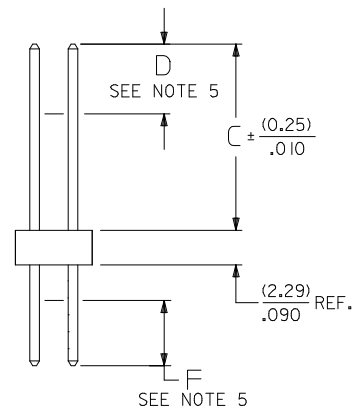
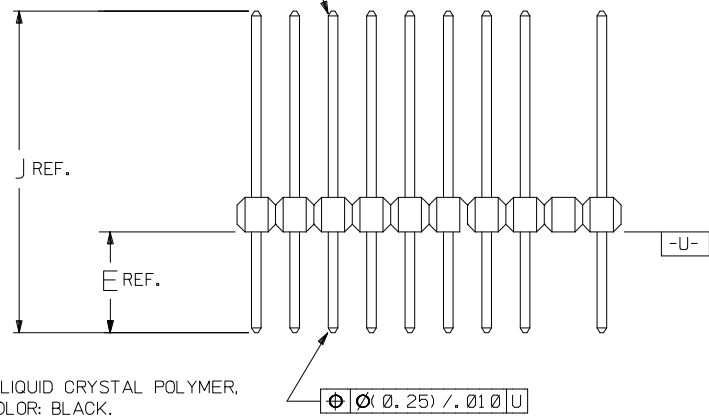
NOTES:

- MATERIAL:
PIN: COPPER ALLOY
WAFER: GLASS FILLED LCP (LIQUID CRYSTAL POLYMER, UL 94V-0, COLOR: BLACK.
- FINISH:
TIN = (0.00380)/.000150 MINIMUM TIN PLATE
OVER (0.00127)/.000050 MINIMUM NICKEL PLATE.
15 GOLD = (0.00038)/.000015 MINIMUM GOLD PLATE IN SELECT AREA,
(0.00190)/.000075 MINIMUM TIN PLATE IN SELECT AREA,
OVER (0.00127)/.000050 MINIMUM NICKEL PLATE OVERALL.
30 GOLD = (0.00076)/.000030 MINIMUM GOLD PLATE IN SELECT AREA,
(0.00190)/.000075 MINIMUM TIN PLATE IN SELECT AREA,
OVER (0.00127)/.000050 MINIMUM NICKEL PLATE OVERALL.
15G/100T = (0.00038)/.000015 MINIMUM GOLD PLATE IN SELECT AREA,
(0.00254)/.000100 MINIMUM TIN PLATE IN SELECT AREA,
OVER (0.00127)/.000050 MINIMUM NICKEL PLATE OVERALL.

* THE PRIMARY SHIPPING CARTON WILL BE LABELED "COMPLIANT TO RoHS DIRECTIVE 2002/95/EC AND ELV ANNEX II OF DIRECTIVE 2000/53/EC". CARTONS WITHOUT THIS LABEL MAY CONTAIN PRODUCT WITH LEAD PLATING.



RECOMMENDED P.C. BOARD HOLE LAYOUT



- PRODUCT SPECIFICATION: PS-70280
- PACKAGING INFORMATION: (UNLESS OTHERWISE NOTED IN TABLES)
BULK PACK PER PK-70873-0353.
- MEASURE POINT FOR PLATING THICKNESS.
- VOIDED PIN LOCATIONS ARE IDENTIFIED NUMERICALLY FROM RIGHT TO LEFT AND ALPHABETICALLY FROM TOP TO BOTTOM USING VIEW "AB"; SEE CHART FOR LOCATION.
- PIN PUSHOUT FORCE: 3 POUNDS MINIMUM IN EITHER DIRECTION.
- FOR ILLUSTRATION PURPOSES, 20 (DUAL 10) CIRCUIT SIZE IS SHOWN.
- PINS MEET SOLDERABILITY SPEC SMES-152.
- WAFER TO BE FLAT WITHIN (0.03 MM/CM) .003 IN./IN.
- THIS PART CONFORMS TO CLASS B REQUIREMENTS OF COSMETIC SPECIFICATION PS-45499-002.

| | |
|-----|-----|
| 2 | J1 |
| 1 | K |
| SHT | REV |

| | | | | | | | | | | | |
|--|-------------------------------|--|--|--|--|---------------------|--------------|---|--|--|--|
| CORRECTED DIMENSION EC NO: UCP2009-2631 DRWN:TBRENS 2009/06/04 CHKD:HKIPPER 2009/06/10 APPR:FSMLTH 2009/06/12 | QUALITY SYMBOLS ▽=0 ▽=0 | GENERAL TOLERANCES (UNLESS SPECIFIED) | | DIMENSION STYLE | | SCALE | DESIGN UNITS | THIRD ANGLE PROJECTION | | | |
| | | | | MM/IN | | 4:1 | INCH | | | | |
| | | | | DRAWN BY | | DATE | | TITLE | | | |
| | | | | RB | | 93/01/08 | | WAFER ASSY -HIGH TEMP DUAL ROW W/BREAK-OFF OPTION W/VOIDS | | | |
| | | CHECKED BY | | DATE | | APPROVED BY | | | | | |
| | | | | | | DJB | | | | | |
| | | APPROVED BY | | DATE | | MATERIAL NO. | | | | | |
| | | | | 93/01/08 | | SDA-70280-5001-9999 | | | | | |
| | | DRAFT WHERE APPLICABLE MUST REMAIN WITHIN DIMENSIONS | | SEE TABLE | | SHEET NO. | | | | | |
| | | | | SIZE | | 1 OF 2 | | | | | |
| | | | | THIS DRAWING CONTAINS INFORMATION THAT IS PROPRIETARY TO MOLEX INCORPORATED AND SHOULD NOT BE USED WITHOUT WRITTEN PERMISSION | | | | | | | |

| | 13 | 12 | 11 | 10 | 9 | 8 | 7 | 6 | 5 | 4 | 3 | 2 | 1 | | | | |
|---|----------|--------------------|------------|-----------|----------------------------------|----------|-------------|--------------|--------------------------|--------------------------|-----------------------|-------------|------|------------------------|--|--|--|
| J | OBSOLETE | ENGINEERING NUMBER | EDP NUMBER | CKT. SIZE | VOIDED PIN LOCATION (SEE NOTE 6) | | E REF. | J REF. | C REF. ± 0.10 (0.25) | PLATING TYPE SEE SHEET 1 | CONNECTOR END PLATING | | | P.C. BOARD END PLATING | | | FOR PACKAGING INFORMATION, SEE NOTE #4 ON SHEET 1 (UNLESS OTHERWISE SPECIFIED BELOW) |
| | | | | | ROW | LOCATION | | | | | TYPE | D MEAS. | TYPE | F MEAS. | | | |
| | | A-70280-5001 | 10-98-0004 | 26 | B | 1 | .107 (2.72) | .437 (11.10) | .240 (6.10) | 15 GOLD | GOLD | .100 (2.54) | TIN | .050 (1.27) | | | |
| | | A-70280-5002 | 10-98-0014 | 16 | A | 2 | .107 (2.72) | .437 (11.10) | .240 (6.10) | 15 GOLD | GOLD | .100 (2.54) | TIN | .050 (1.27) | | | |
| I | | A-70280-5003 | 70280-5003 | 38 | B | 13 | .125 (3.18) | .455 (11.56) | .240 (6.10) | 15G/100T | GOLD | .100 (2.54) | TIN | .050 (1.27) | | | |
| | | A-70280-5004 | 70280-5004 | 08 | B | 2 | .107 (2.72) | .437 (11.10) | .240 (6.10) | 15 GOLD | GOLD | .100 (2.54) | TIN | .050 (1.27) | | | |
| | | A-70280-5005 | 70280-5005 | 06 | A | 2 | .107 (2.72) | .437 (11.10) | .240 (6.10) | 15 GOLD | GOLD | .100 (2.54) | TIN | .050 (1.27) | | | |
| | | | | | B | 3 | | | | | | | | | | | |
| | | A-70280-5006 | 70280-500 | 20 | A | 7 | .107 (2.72) | .437 (11.10) | .240 (6.10) | TIN | TIN | .100 (2.54) | TIN | .050 (1.27) | | | |
| | | | | | B | 5 | | | | | | | | | | | |
| H | | A-70280-5007 | 70280-5007 | 10 | A | 1 | .107 (2.72) | .437 (11.10) | .240 (6.10) | 15 GOLD | GOLD | .100 (2.54) | TIN | .050 (1.27) | | | |
| | | A-70280-5008 | 70280-5008 | 16 | A | 7 | .107 (2.72) | .437 (11.10) | .240 (6.10) | TIN | TIN | .100 (2.54) | TIN | .050 (1.27) | | | |
| | | A-70280-5009 | 70280-5009 | 50 | A | 13 | .107 (2.72) | .437 (11.10) | .240 (6.10) | TIN | TIN | .100 (2.54) | TIN | .050 (1.27) | | | |
| G | | A-70280-5010 | 70280-5010 | 26 | B | 1 | .107 (2.72) | .437 (11.10) | .240 (6.10) | 15 GOLD | GOLD | .100 (2.54) | TIN | .050 (1.27) | | | |
| | X | A-70280-5011 | 70280-5011 | 26 | A | 5,15,21 | .107 (2.72) | .437 (11.10) | .240 (6.10) | 15 GOLD | GOLD | .100 (2.54) | TIN | .050 (1.27) | | | |
| | | | | | B | 6,10,22 | | | | | | | | | | | |
| | | A-70280-5012 | 70280-5012 | 04 | B | 1,2 | .107 (2.72) | .437 (11.10) | .240 (6.10) | 15 GOLD | GOLD | .100 (2.54) | TIN | .050 (1.27) | | | |
| F | | A-70280-5013 | 70280-5013 | 40 | A | 11 | .107 (2.72) | .437 (11.10) | .240 (6.10) | 15 GOLD | GOLD | .100 (2.54) | TIN | .050 (1.27) | | | |
| | | A-70280-5014 | 70280-5014 | 10 | A | 5 | .135 (3.43) | .465 (11.81) | .240 (6.10) | 15 GOLD | GOLD | .100 (2.54) | TIN | .050 (1.27) | | | |
| | | A-70280-5015 | 70280-5015 | 10 | A | 5 | .135 (3.43) | .465 (11.81) | .240 (6.10) | 30 GOLD | GOLD | .100 (2.54) | TIN | .050 (1.27) | | | |
| E | | A-70280-5016 | 70280-5016 | 10 | A | 5 | .110 (2.79) | .440 (11.18) | .240 (6.10) | 15 GOLD | GOLD | .100 (2.54) | TIN | .050 (1.27) | | | |
| | | A-70280-5017 | 70280-5017 | 10 | B | 4 | .110 (2.79) | .440 (11.18) | .240 (6.10) | 15 GOLD | GOLD | .100 (2.54) | TIN | .050 (1.27) | | | |
| | | A-70280-5018 | 70280-5018 | 16 | A | 3 | .110 (2.79) | .440 (11.18) | .240 (6.10) | 15 GOLD | GOLD | .100 (2.54) | TIN | .050 (1.27) | | | |

| | | | | | | | | | |
|--|--------------------------------------|---|--|---------------------------------|------------------|---|----------------------|------------------------|--|
| UPDATE DIMENSIONS FC NO: UCP2007-3272 DRAWN: ADERR 2007/06/27 CHKD: IBELL 2007/06/27 APPR: FSM TH 2007/06/28 REV: J1 | QUALITY SYMBOLS = 0 = 0 | GENERAL TOLERANCES (UNLESS SPECIFIED) | | DIMENSION STYLE MM/IN | | SCALE --- | DESIGN UNITS INCH | THIRD ANGLE PROJECTION | |
| | | 4 PLACES ± --- ± --- 3 PLACES ± --- ± --- 2 PLACES ± --- ± --- 1 PLACE ± --- ± --- | mm INCH ± --- ± --- ± --- ± --- ± --- ± --- | DRAWN BY RB | DATE 93/01/08 | TITLE WAFER ASSEM.-HIGH TEMP. DUAL ROW W/BREAK-OFF OPTION W/VOIDS | | | |
| | | ANGULAR ±1/2° | | CHECKED BY DJB | DATE 93/01/08 | MATERIAL NO. SDA-70280-5001-9999 | | | |
| | | DRAFT WHERE APPLICABLE MUST REMAIN WITHIN DIMENSIONS | | APPROVED BY DJB | | DOCUMENT NO. MOLEX INCORPORATED | | SHEET NO. 2 OF 2 | |