

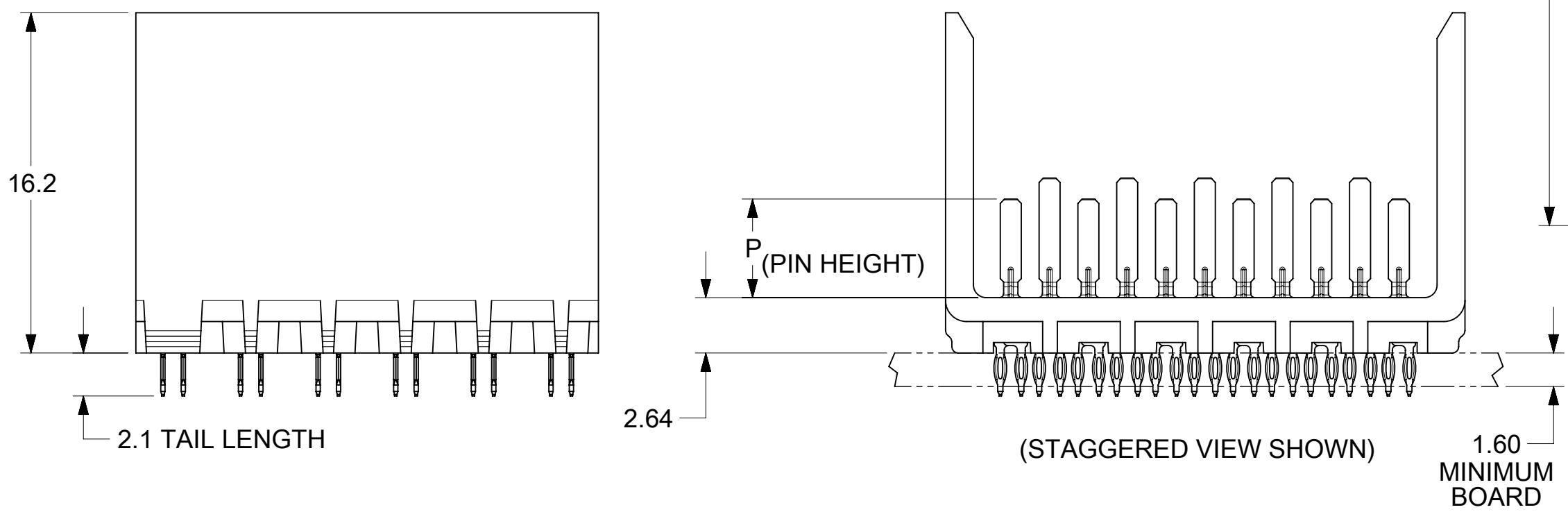
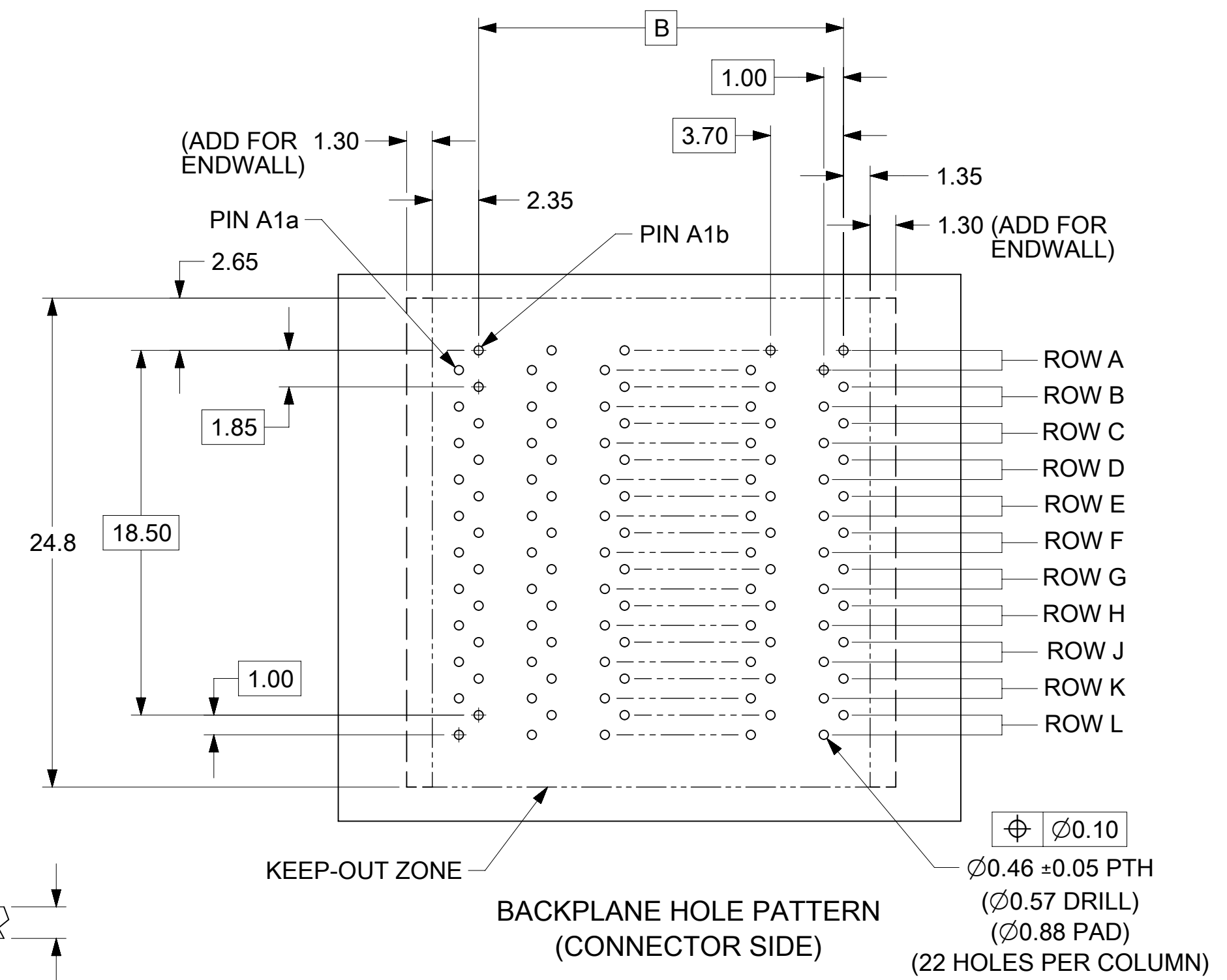
75705-****

MODULE TYPE -- TAIL PLATING TYPE
 UNGUIDED -- TIN ONLY = 0 (PREVIOUSLY TIN/LEAD)
 UNGUIDED -- TIN ONLY = 1

OF COLUMNS
 5 = 5 COL
 6 = 6 COL
 8 = 8 COL
 1 = 10 COL

END WALL OPTIONS
 0 = OPEN ENDS
 1 = LEFT END WALL
 2 = DUAL END WALL
 3 = RIGHT END WALL

PIN LENGTH (P)
 2 = 3.90 - 30 GOLD
 3 = 4.70 - 30 GOLD
 4 = 5.70 - 30 GOLD
 5 = 4.70 & 5.70 - 30 GOLD STAGGERED
 6 = 3.90 - 10 GOLD
 7 = 4.70 - 10 GOLD
 8 = 5.70 - 10 GOLD
 9 = 4.70 & 5.70 - 10 GOLD STAGGERED



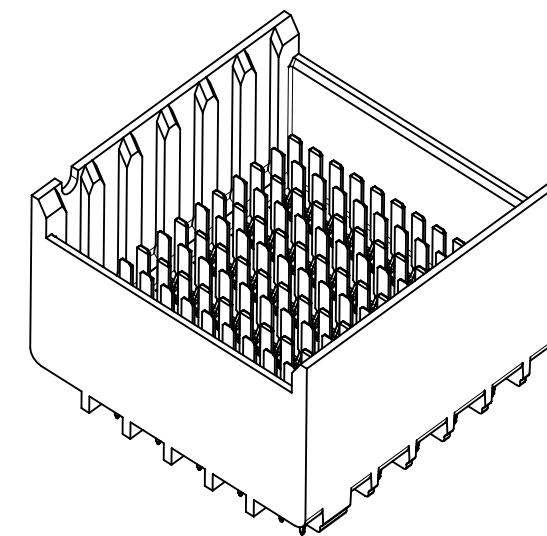
- NOTES:
- MATERIALS: HOUSING - LIQUID CRYSTAL POLYMER (LCP)
 GLASS-FILLED, UL94V-0
 TERMINALS - HIGH PERFORMANCE COPPER ALLOY
 - FINISH: 10 MICROINCH MINIMUM GOLD OR 30 MICROINCH MINIMUM GOLD IN CONTACT AREA. SELECTIVE MATTE TIN ON PCB TAILS, NICKEL OVERALL.
 - REFER TO MOLEX PRODUCT SPECIFICATION PS-75710-999 FOR PERFORMANCE SPECIFICATIONS.
 - FOR MIXED CONTACT MATING LENGTHS, CONSULT MOLEX FOR AVAILABILITY.
 - THIS PART CONFORMS TO CLASS B REQUIREMENTS OF MOLEX COSMETIC SPEC PS-45499-002.
 - PACKAGE PER: PK-70873-587.
 - REFER TO PCB ROUTING GUIDE FOR ANTIPAD AND ROUTING RECOMMENDATIONS.

THIS DRAWING CONTAINS INFORMATION THAT IS PROPRIETARY TO MOLEX ELECTRONIC TECHNOLOGIES, LLC AND SHOULD NOT BE USED WITHOUT WRITTEN PERMISSION

DIMENSION UNITS	SCALE	CURRENT REV DESC: REMASTERED TO NX	molex		
mm	NTS				
GENERAL TOLERANCES (UNLESS SPECIFIED)			I-TRAC BACKPLANE HEADER UNGUIDED ASSEMBLY SALES DRAWING		
ANGULAR TOL	± 0.5°	EC NO: 671119	PRODUCT CUSTOMER DRAWING		
4 PLACES	±	DRWN: YOGEEB 2021/06/17	DOCUMENT NUMBER		
3 PLACES	±	CHK'D: MMALLIGEVALU 2021/08/20	SD-75705-001		
2 PLACES	± 0.13	APPR: CWANG25 2022/02/18	DOC TYPE DOC PART REVISION		
1 PLACE	± 0.25	INITIAL REVISION:	PSD 001 E1		
0 PLACES	±	DRWN: BPISZCZOR 2006/06/06	MATERIAL NUMBER		
DRAFT WHERE APPLICABLE MUST REMAIN WITHIN DIMENSIONS			CUSTOMER		
THIRD ANGLE PROJECTION			GENERAL MARKET		
DRAWING			SHEET NUMBER		
C-SIZE			75705		
SERIES			1 OF 4		

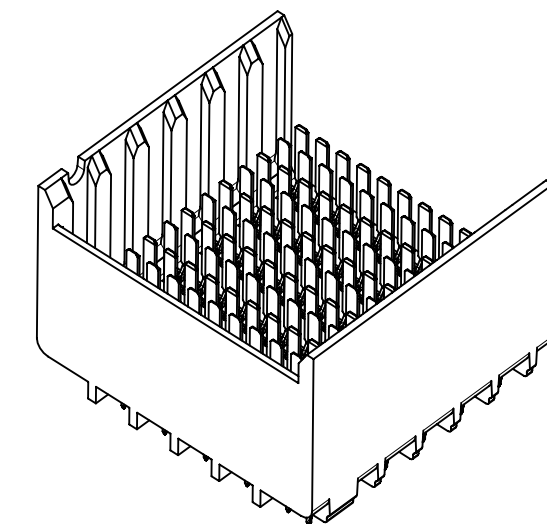
MATERIAL NUMBER	# OF COLUMNS	DIM "A"	DIM "B"
75705-*52*	5	21.0	14.80
75705-*62*	6	24.7	18.50
75705-*82*	8	32.1	25.90
75705-*12*	10	39.5	33.30

DUAL END WALL STYLE



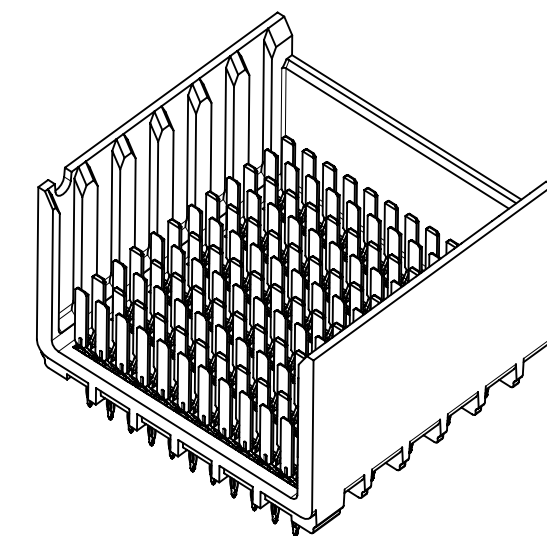
MATERIAL NUMBER	# OF COLUMNS	DIM "A"	DIM "B"
75705-*51*	5	19.7	14.80
75705-*61*	6	23.4	18.50
75705-*81*	8	30.8	25.90
75705-*11*	10	38.2	33.30

LEFT END WALL STYLE



MATERIAL NUMBER	# OF COLUMNS	DIM "A"	DIM "B"
75705-*53*	5	19.7	14.80
75705-*63*	6	23.4	18.50
75705-*83*	8	30.8	25.90
75705-*13*	10	38.2	33.30

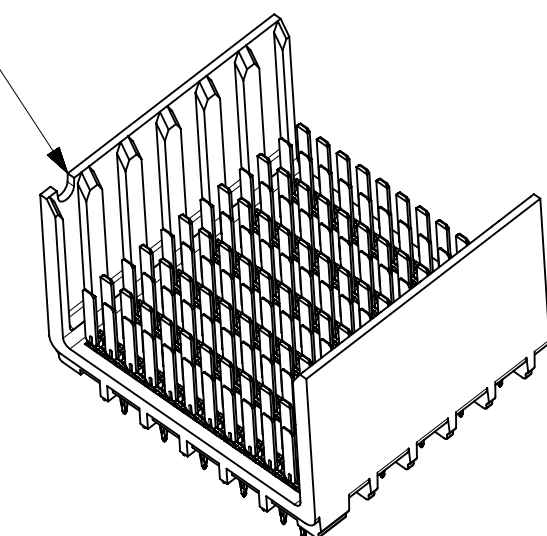
RIGHT END WALL STYLE



MATERIAL NUMBER	# OF COLUMNS	DIM "A"	DIM "B"
75705-*50*	5	18.35	14.80
75705-*60*	6	22.05	18.50
75705-*80*	8	29.45	25.90
75705-*10*	10	36.85	33.30

OPEN STYLE

NOTCH DESIGNATES ROW A



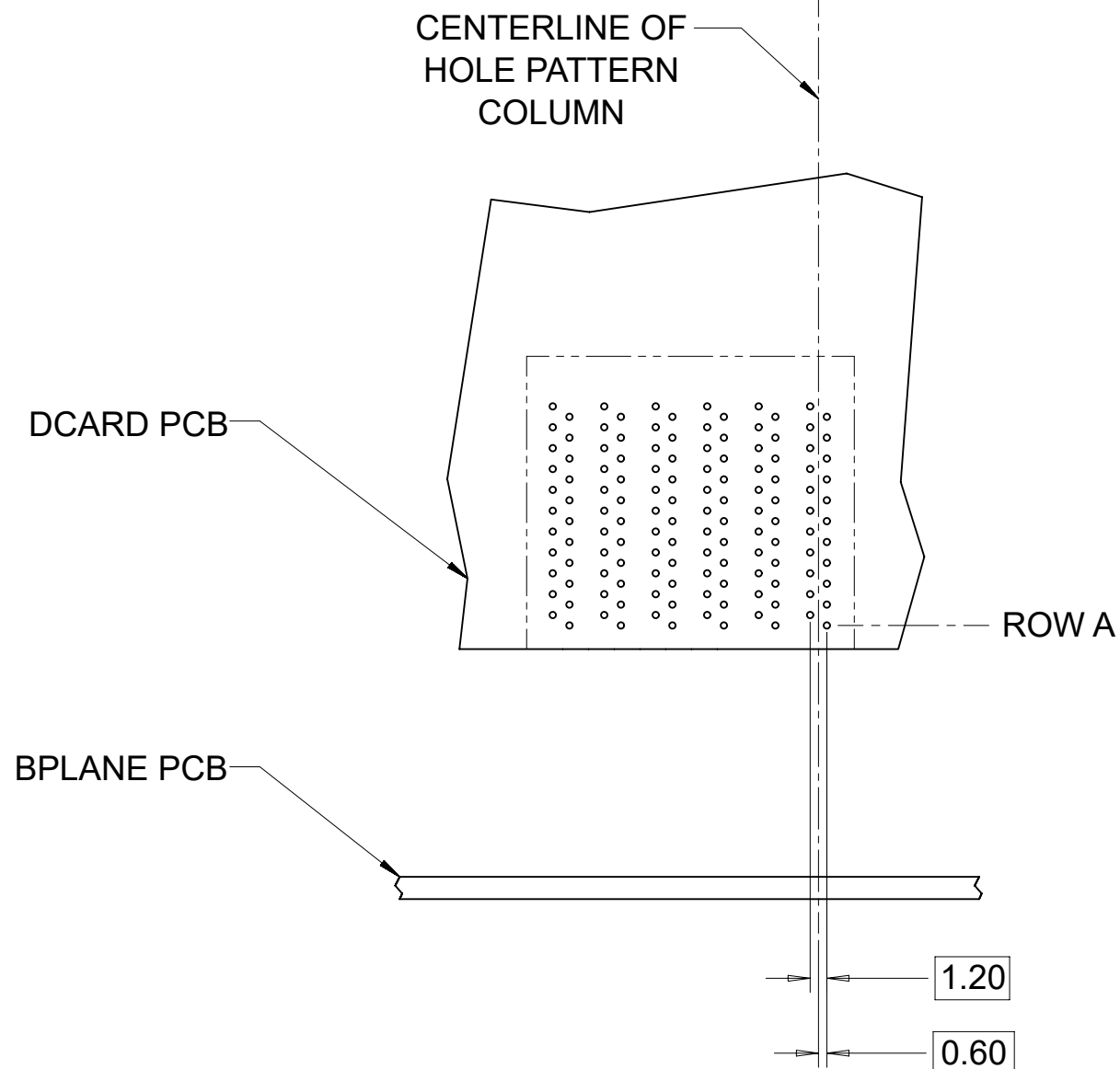
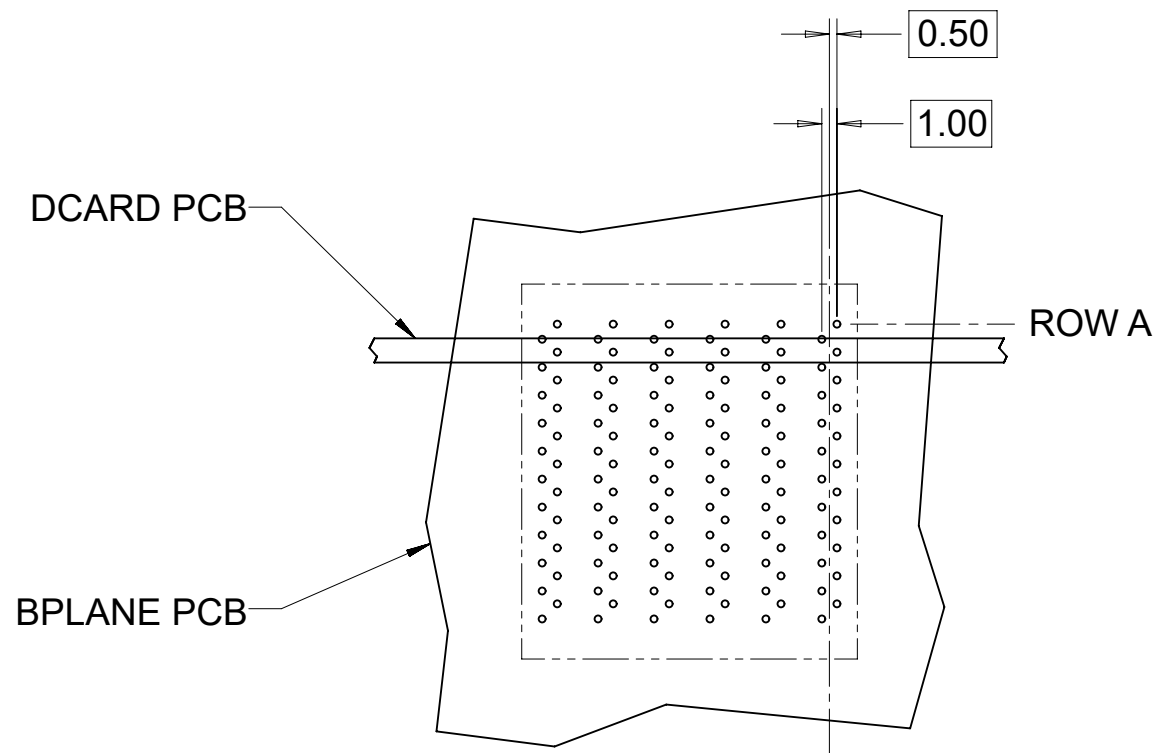
THIS DRAWING CONTAINS INFORMATION THAT IS PROPRIETARY TO MOLEX ELECTRONIC TECHNOLOGIES, LLC AND SHOULD NOT BE USED WITHOUT WRITTEN PERMISSION									
DIMENSION UNITS		SCALE		CURRENT REV DESC: REMASTERED TO NX				molex	
mm		NTS							
GENERAL TOLERANCES (UNLESS SPECIFIED)				EC NO: 671119				I-TRAC BACKPLANE HEADER UNGUIDED ASSEMBLY SALES DRAWING	
ANGULAR TOL ± 0.5°				DRWN: YOGEEB 2021/06/17					
4 PLACES ±				CHK'D: MMALLIGEVALU 2021/08/20				PRODUCT CUSTOMER DRAWING	
3 PLACES ±				APPR: CWANG25 2022/02/18					
2 PLACES ± 0.13				INITIAL REVISION:				DOCUMENT NUMBER	
1 PLACE ± 0.25				DRWN: BPISZCZOR 2006/06/06					
0 PLACES ±				APPR: JLAURX 2006/06/12				SD-75705-001	
DRAFT WHERE APPLICABLE MUST REMAIN WITHIN DIMENSIONS		THIRD ANGLE PROJECTION		DRAWING		SERIES		SHEET NUMBER	
				C-SIZE		75705		2 OF 4	
DOCUMENT STATUS		P1		RELEASE DATE		2022/02/18 05:03:40		CUSTOMER	
								GENERAL MARKET	



ORTHOGONAL MIDPLANE HOLE PATTERN
(36 SIGNAL PAIRS SHARE VIAS)

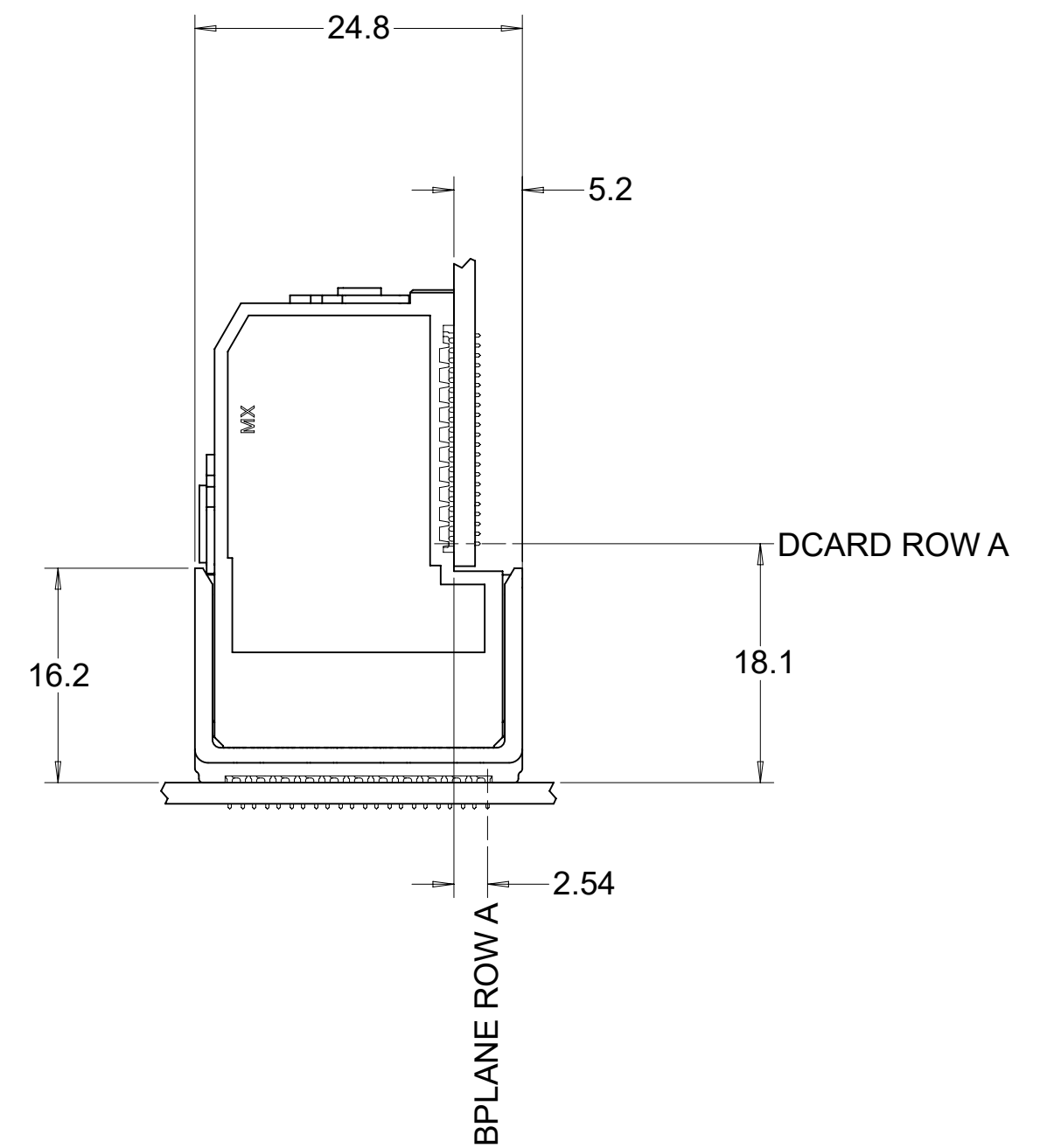


36 PAIR ORTHOGONAL MIDPLANE NODE
(USES TWO 6 COLUMN I-TRAC HEADERS)



I-TRAC 11 ROW
BOARD RELATIONSHIPS

SCALE 2:1



THIS DRAWING CONTAINS INFORMATION THAT IS PROPRIETARY TO MOLEX ELECTRONIC TECHNOLOGIES, LLC AND SHOULD NOT BE USED WITHOUT WRITTEN PERMISSION

DIMENSION UNITS		SCALE		CURRENT REV DESC: REMASTERED TO NX									
mm		NTS											
GENERAL TOLERANCES (UNLESS SPECIFIED)								I-TRAC BACKPLANE HEADER UNGUIDED ASSEMBLY SALES DRAWING					
ANGULAR TOL ± 0.5°													
4 PLACES		±		EC NO: 671119				PRODUCT CUSTOMER DRAWING					
3 PLACES		±		DRWN: YOGEEB		2021/06/17							
2 PLACES		± 0.13		CHK'D: MMALLIGEVALU		2021/08/20		DOCUMENT NUMBER SD-75705-001					
1 PLACE		± 0.25		APPR: CWANG25		2022/02/18						DOC TYPE	
0 PLACES		±		INITIAL REVISION:				PSD		001		E1	
DRAFT WHERE APPLICABLE MUST REMAIN WITHIN DIMENSIONS		THIRD ANGLE PROJECTION		DRAWING		SERIES		MATERIAL NUMBER		CUSTOMER		SHEET NUMBER	
				C-SIZE		75705		SEE TABLE		GENERAL MARKET		3 OF 4	



ORTHO PIN MAPPING

OPTION 90 (NEAR SIDE - FAR SIDE)

A1b-L6b	A2b-J6b	A3b-G6b	A4b-E6b	A5b-C6b	A6b-A6b
A1a-L6a	A2a-J6a	A3a-G6a	A4a-E6a	A5a-C6a	A6a-A6a
C1b-L5b	C2b-J5b	C3b-G5b	C4b-E5b	C5b-C5b	C6b-A5b
C1a-L5a	C2a-J5a	C3a-G5a	C4a-E5a	C5a-C5a	C6a-A5a
E1b-L4b	E2b-J4b	E3b-G4b	E4b-E4b	E5b-C4b	E6b-A4b
E1a-L4a	E2a-J4a	E3a-G4a	E4a-E4a	E5a-C4a	E6a-A4a
G1b-L3b	G2b-J3b	G3b-G3b	G4b-E3b	G5b-C3b	G6b-A3b
G1a-L3a	G2a-J3a	G3a-G3a	G4a-E3a	G5a-C3a	G6a-A3a
J1b-L2b	J2b-J2b	J3b-G2b	J4b-E2b	J5b-C2b	J6b-A2b
J1a-L2a	J2a-J2a	J3a-G2a	J4a-E2a	J5a-C2a	J6a-A2a
L1b-L1b	L2b-J1b	L3b-G1b	L4b-E1b	L5b-C1b	L6b-A1b
L1a-L1a	L2a-J1a	L3a-G1a	L4a-E1a	L5a-C1a	L6a-A1a

ORTHO PIN MAPPING

OPTION 270 (NEAR SIDE - FAR SIDE)

A1b-A1a	A2b-C1a	A3b-E1a	A4b-G1a	A5b-J1a	A6b-L1a
A1a-A1b	A2a-C1b	A3a-E1b	A4a-G1b	A5a-J1b	A6a-L1b
C1b-A2a	C2b-C2a	C3b-E2a	C4b-G2a	C5b-J2a	C6b-L2a
C1a-A2b	C2a-C2b	C3a-E2b	C4a-G2b	C5a-J2b	C6a-L2b
E1b-A3a	E2b-C3a	E3b-E3a	E4b-G3a	E5b-J3a	E6b-L3a
E1a-A3b	E2a-C3b	E3a-E3b	E4a-G3b	E5a-J3b	E6a-L3b
G1b-A4a	G2b-C4a	G3b-E4a	G4b-G4a	G5b-J4a	G6b-L4a
G1a-A4b	G2a-C4b	G3a-E4b	G4a-G4b	G5a-J4b	G6a-L4b
J1b-A5a	J2b-C5a	J3b-E5a	J4b-G5a	J5b-J5a	J6b-L5a
J1a-A5b	J2a-C5b	J3a-E5b	J4a-G5b	J5a-J5b	J6a-L5b
L1b-A6a	L2b-C6a	L3b-E6a	L4b-G6a	L5b-J6a	L6b-L6a
L1a-A6b	L2a-C6b	L3a-E6b	L4a-G6b	L5a-J6b	L6a-L6b



- NOTES:
- SIGNAL PAIRS (SHARED VIAS)
 - NEAR SIDE GROUNDS
 - FAR SIDE GROUNDS

Orthogonal PCB Layout

THIS DRAWING CONTAINS INFORMATION THAT IS PROPRIETARY TO MOLEX ELECTRONIC TECHNOLOGIES, LLC AND SHOULD NOT BE USED WITHOUT WRITTEN PERMISSION

DIMENSION UNITS: mm	SCALE: NTS	CURRENT REV DESC: REMASTERED TO NX				
GENERAL TOLERANCES (UNLESS SPECIFIED)		EC NO: 671119				
ANGULAR TOL ± 0.5°	4 PLACES ±	DRWN: YOGEEB		UNGUIDED ASSEMBLY SALES DRAWING		
3 PLACES ±	3 PLACES ±	CHK'D: MMALLIGEVALU		PRODUCT CUSTOMER DRAWING		
2 PLACES ± 0.13	2 PLACES ±	APPR: CWANG25		DOCUMENT NUMBER		
1 PLACE ± 0.25	1 PLACE ±	INITIAL REVISION:		DOC TYPE DOC PART REVISION		
0 PLACES ±	0 PLACES ±	DRWN: BPISZCZOR		SD-75705-001		
DRAFT WHERE APPLICABLE MUST REMAIN WITHIN DIMENSIONS	THIRD ANGLE PROJECTION	APPR: JLAURX		PSD 001 E1		
		DRAWING: C-SIZE	SERIES: 75705	MATERIAL NUMBER: SEE TABLE	CUSTOMER: GENERAL MARKET	SHEET NUMBER: 4 OF 4