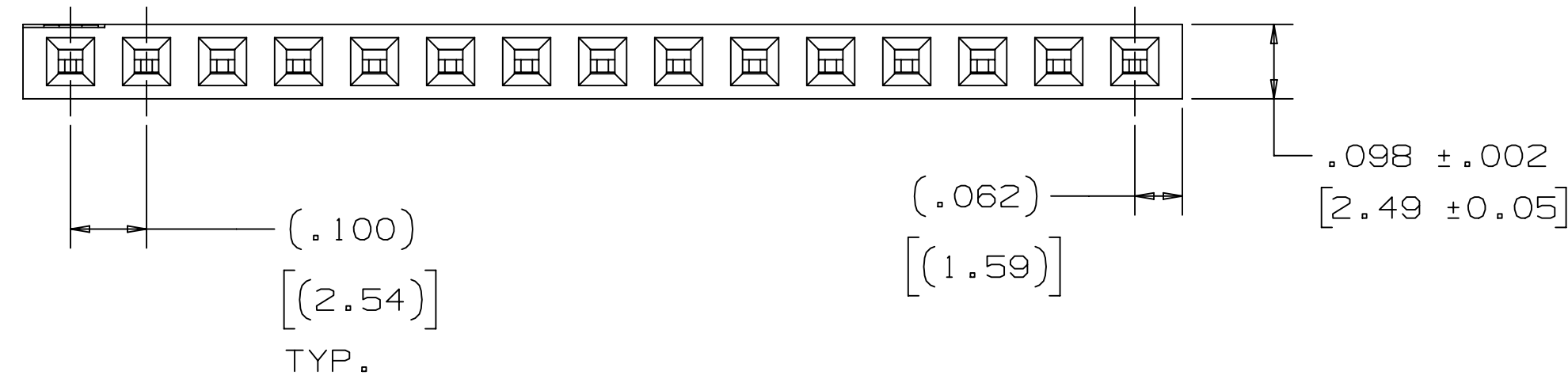
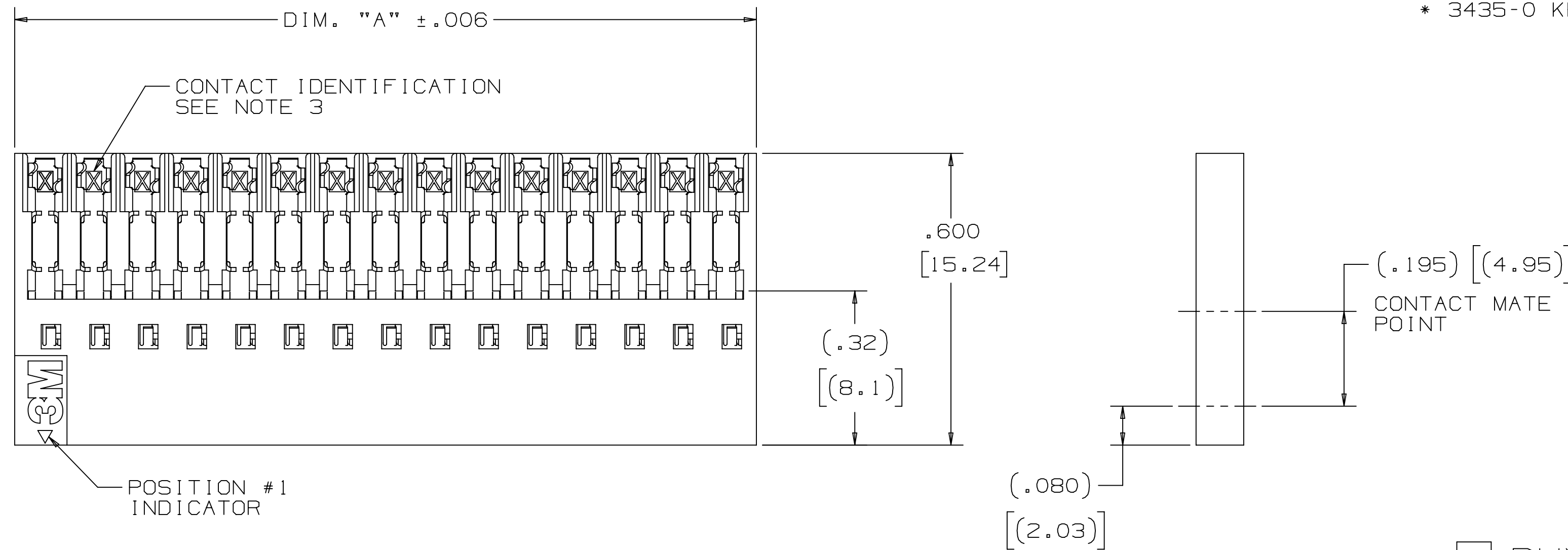


3M™ WIREMOUNT SOCKET, CHG SERIES  
 .100" FOR .100" PITCH NOTCHED FLAT CABLE OR DISCRETE WIRE

CONTACT QTY.	DIM. "A"
02	.225 [5.72]
03	.325 [8.26]
04	.425 [10.80]
05	.525 [13.34]
06	.625 [15.88]
07	.725 [18.42]
08	.825 [20.96]
09	.925 [23.50]
10	1.025 [26.04]
14	1.425 [36.20]
15	1.525 [38.74]
16	1.625 [41.28]
20	2.025 [51.44]
25	2.525 [64.14]
28	2.825 [71.76]
32	3.225 [81.92]
36	3.625 [92.08]



- \* ONE ROW, SIDE TO SIDE STACKABLE.
- \* MATES TO 3M™ ONE ROW PIN STRIP HEADERS.
- \* 17 STANDARD SIZES, 2-36 POSITIONS.
- \* TWIN SLOT IDC PROVIDES FOUR POINTS OF CONTACT.
- \* EXCLUSIVE L/H 4-WIPE CONTACT.
- \* 3435-0 KEYING PLUG IS OPTIONAL - ORDER SEPARATELY.

- REGULATORY INFORMATION: VISIT 3M.com/regs
- UNLESS OTHERWISE NOTED, REFERENCES TO INDUSTRY SPECIFICATIONS ARE INTENDED TO INDICATE SUBSTANTIAL COMPLIANCE TO THE MATERIAL ELEMENTS OF THE SPECIFICATION. SUCH REFERENCES SHOULD NOT BE CONSTRUED AS A GUARANTEE OF COMPLIANCE TO ALL REQUIREMENTS IN A GIVEN SPECIFICATION.
- CONTACT IDENTIFICATION: "6" = 26 AND 28 AWG. "2" = 22 AND 24 AWG.
- INSULATION O.D.: .054 [1.37] MAX.
- RECOMMENDED TO BE MATED TO A .100" PIN STRIP HEADER WITH EITHER A .235 [5.97] OR A .318 [8.08] MATING PIN LENGTH: 929 SERIES, 2400 SERIES AND 2300 SERIES.
- OTHER SIZES, POLARIZATION AND PLATING OPTIONS ARE AVAILABLE AS A SPECIAL ORDER. HIGHER MINIMUM QUANTITIES AND LEAD TIMES WILL APPLY.

**2 PHYSICAL :**  
 INSULATION: GLASS FILLED POLYESTER (PBT)  
 MATERIAL: UL94V-0  
 FLAMMABILITY: UL94V-0  
 COLOR: GRAY OR BLACK  
 CONTACT: MATERIAL: COPPER ALLOY  
 PLATING: OPTION P:  
 FIRST WIPING AREA: 30μ" [0.76μm] GOLD  
 SECOND WIPING AREA: 100μ" [2.54μm] NICKEL  
 UNDER PLATING AND U-SLOT: 100μ" [2.54μm] NICKEL  
 WIRE ACCOMMODATION: SEE ORDERING INFORMATION  
 MARKINGS: 3M LOGO AND ORIENTATION TRIANGLE

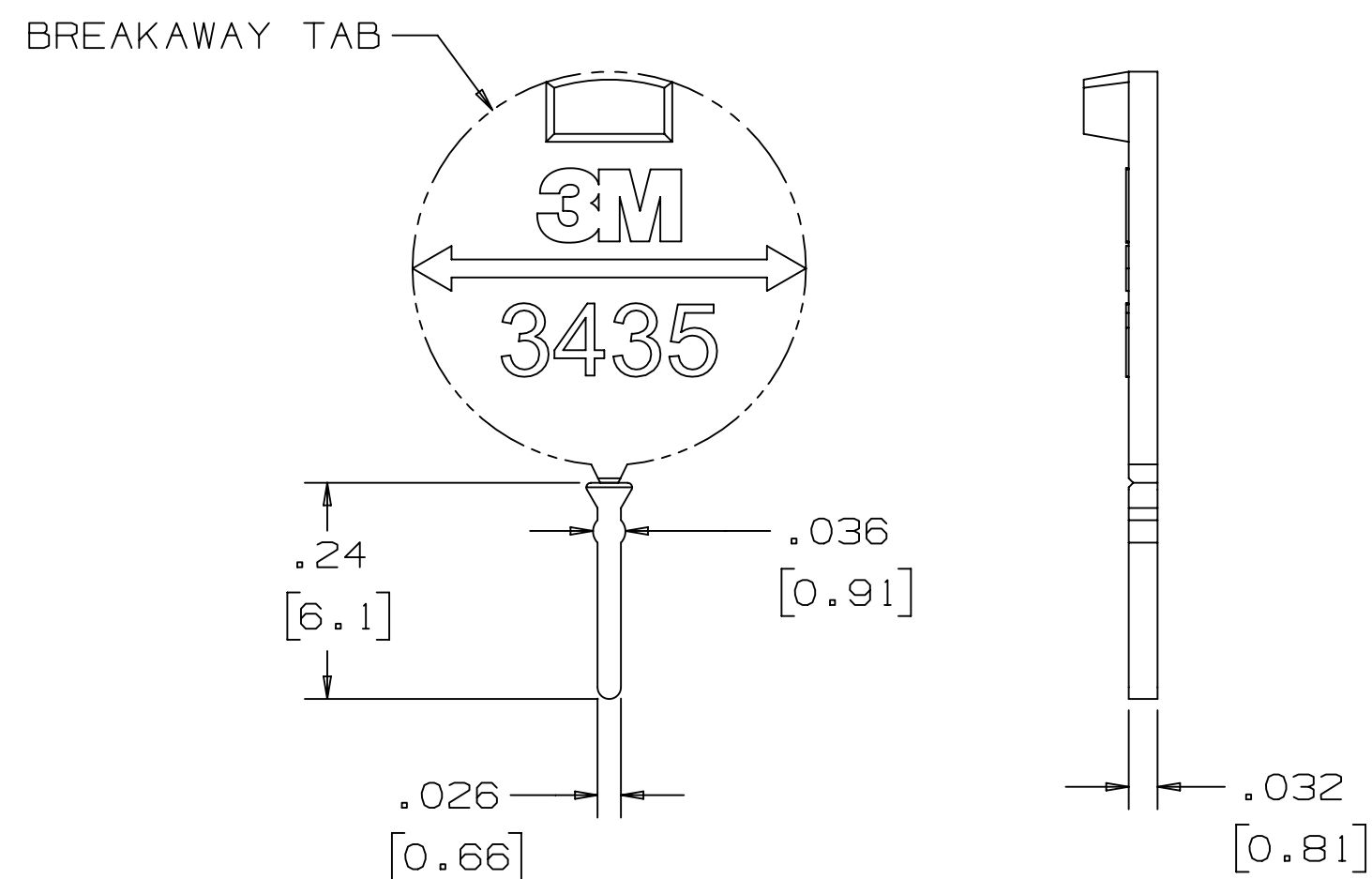
**2 ELECTRICAL :**  
 CURRENT RATING:

	1 LINE	4 ADJACENT LINES	ALL LINES
22 AWG	4.50	3.00	1.50
24 AWG	3.75	2.50	1.25
26 AWG	3.50	2.00	1.00
28 AWG	3.50	2.00	1.00

RATING CONDITIONS: EIA-364-070 METHOD 2, 30°C MAXIMUM TEMPERATURE RISE, 20% DERATED. REFERENCE APPROPRIATE 3M PRODUCT SPECIFICATION FOR CURRENT DERATING CURVES.

INSULATION RESISTANCE: >1 X 10<sup>9</sup>Ω AT 500 V<sub>DC</sub>  
 WITHSTANDING VOLTAGE: 500V<sub>RMS</sub> AT SEA LEVEL

**2 ENVIRONMENTAL :**  
 TEMPERATURE RATING: -55°C TO +105°C



ORDER SEPARATELY  
 OPTIONAL KEYING PLUG  
 3435-0

ORDERING INFORMATION  
 CHG-10XX-001010-KXX

CONTACT QUANTITY: (SEE TABLE 1)

WIRE SIZE OPTIONS:  
 C = 26 AND 28 AWG SOLID AND STRANDED  
 E = 22 AWG STRANDED AND 24 AWG SOLID OR STRANDED

PLATING OPTIONS:  
 P = WIPER AREA: GOLD  
 \* CONTACT IS PLATED INITIALLY WITH 100μ" [2.54μm] NICKEL UNDERPLATE

- NOTES:
- APPLICATION TOOLS: FOR DISCRETE WIRE 3586-12 PISTOL GRIP AND 3624-41 ASSEMBLY.
  - FOR NOTCHED FLAT CABLE: 3335 PRESS (OR EQUIVALENT), 3739-CHGA LOCATOR PLATE.

3M ELECTRONICS MATERIALS SOLUTIONS DIVISION  
 INTERCONNECT SOLUTIONS  
<http://www.3M.com/interconnect>

3M IS A TRADEMARK OF 3M COMPANY.  
 FOR TECHNICAL, SALES OR ORDERING  
 INFORMATION CALL 800-225-5373

**UL**  
 UL FILE NO: E68080

DIMENSIONS: INCHES [MM]  
 [MM] IS REF. ONLY

DESIGN REFERENCE	NEXT ASSEMBLY	REV	ECO	ISSUE DATE AND DESCRIPTION	DRFT	CHKD
		D	101677	JAN 14, 2022	JNC	FJR
				REVISED AND REDRAWN		
		DRFT	CASTIGLIONE	DATE JAN 14, 2022	MFG	DATE
		CHKD		DATE	APPV	DATE
					F. RODRIGUEZ	JAN 14, 2022
DIVISION	DIVISION CODE	© 3M COPYRIGHT 2022 This document and the information it contains are 3M property and may not be reproduced or further distributed without 3M permission, or used or disclosed other than for 3M authorized purposes. All rights reserved.				
DO NOT SCALE DRAWING	SCALE	TOLERANCES EXCEPT AS NOTED	INCHES .0 ±.1 .00 ±.01 .000 ±.005 .0000 ±.0002			
THIRD ANGLE PROJECTION	INTERPRET PER ASME Y14.5 - 2018	MILLIMETERS	0 ± .0 ± .00 ± .000 ±			
MAX. SURFACE ROUGHNESS	ALL SURFACES	MARKED ONLY	ANGLES ±			
			CAGE NUMBER	SIZE	DRAWING NO.	REV.
			D	78-5100-0189-0	D	
			MODEL	CHG	DET	ISTS
					YES	NO
					SHT	1 OF 2

3M™ WIREMOUNT SOCKET, CHG SERIES  
 .100" FOR .100" PITCH NOTCHED FLAT CABLE OR DISCRETE WIRE

**Regulatory:** For regulatory information about this product, visit [3M.com/regs](http://3M.com/regs) or contact your 3M representative.


**Technical Information:** The technical information, recommendations and other statements contained in this document are based upon tests or experience that 3M believes are reliable, but the accuracy or completeness of such information is not guaranteed.

**Product Use:** Many factors beyond 3M's control and uniquely within user's control can affect the use and performance of a 3M product in a particular application. Given the variety of factors that can affect the use and performance of a 3M product, user is solely responsible for evaluating the 3M product and determining whether it is fit for a particular purpose and suitable for user's method of application.

**Warranty, Limited Remedy, and Disclaimer:** Unless an additional warranty is specifically stated on the applicable 3M product packaging or product literature, 3M warrants that each 3M product meets the applicable 3M product specification at the time 3M ships the product. 3M MAKES NO OTHER WARRANTIES OR CONDITIONS, EXPRESS OR IMPLIED, INCLUDING, BUT NOT LIMITED TO, ANY IMPLIED WARRANTY OR CONDITION OF MERCHANTABILITY OR FITNESS FOR A PARTICULAR PURPOSE OR ANY IMPLIED WARRANTY OR CONDITION ARISING OUT OF A COURSE OF DEALING, CUSTOM OR USAGE OR TRADE. If the 3M product does not conform to this warranty, then the sole and exclusive remedy is, at 3M's option, replacement of the 3M product or refund of the purchase price.

**Limitation of Liability:** Except where prohibited by law, 3M will not be liable for any loss or damage arising from the 3M product, whether direct, indirect, special, incidental or consequential, regardless of the legal theory asserted, including warranty, contract, negligence or strict liability.

3M Company  
 Electronics Materials Solutions Division  
 13011 McCallen Pass, Bldg. C  
 Austin, TX 78753-5380  
 1-800-225-5373  
[www.3M.com/interconnect](http://www.3M.com/interconnect)

DESIGN REFERENCE		NEXT ASSEMBLY		REV	ECO	ISSUE DATE AND DESCRIPTION	DRFT	CHKD
D 101677		JAN 14, 2022		JNC	FJR	REVISED AND REDRAWN		
DRFT		DATE		MFG		DATE		
CASTIGLIONE		JAN 14, 2022						
CHKD		DATE		APPV		DATE		
				F. RODRIGUEZ		JAN 14, 2022		
DIVISION		DIVISION CODE		 3M Center St. Paul, MN 55144 © 3M COPYRIGHT 2022 This document and the information it contains are 3M property and may not be reproduced or further distributed without 3M permission, or used or disclosed other than for 3M authorized purposes. All rights reserved.				
DO NOT SCALE DRAWING		SCALE		TOLERANCES EXCEPT AS NOTED INCHES .0 ± .1 .00 ± .01 .000 ± .005 .0000 ± .0002 MILLIMETERS 0 ± .0 ± .00 ± .000 ±				
THIRD ANGLE PROJECTION		INTERPRET PER ASME Y14.5 - 2018		TITLE WIREMOUNT SOCKET, 1-ROW, .100" PITCH, CHG SERIES				
MAX SURFACE ROUGHNESS		MARKED ONLY		CAGE NUMBER		DRAWING NO.		REV.
.000 ±				D 78-5100-0189-0		D		D
				MODEL		CHG		DET
						LISTS		YES <input type="checkbox"/> NO <input checked="" type="checkbox"/>
						SHT 2 OF 2		

78-5100-0189-0  
DRAWING NUMBER  
REVISION