

STRADA

The most versatile modular product family especially designed for street lighting, but also suitable for wide range of other applications

STRADA is LEDiL's most comprehensive product family with a wide variety of different beams suitable for both outdoor and indoor lighting. The standardized modules are available in 2X2 and 2X6 layouts as well as in two different single formats. 2X2MX features a standardized 90 x 90 mm footprint. The latest addition to the product family includes silicone versions for increased durability and thermal resistance. Being especially designed for street lighting they provide highly efficient and uniform lighting.

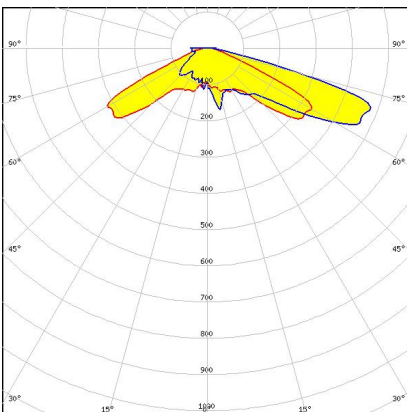
STRADA-SQ

25 x 25 mm single lenses for up to 7070 size LED packages



PRODUCTS:

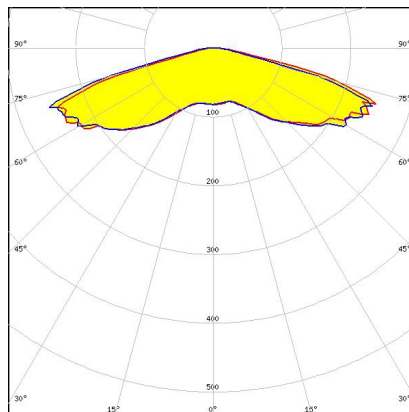
C16248_STRADA-SQ-T4-B



Dimensions: 25.0 mm x 25.0 mm
Height: 11.70 mm

Wide IESNA Type IV beam with forward-throw beam for wide area lighting like car parks.

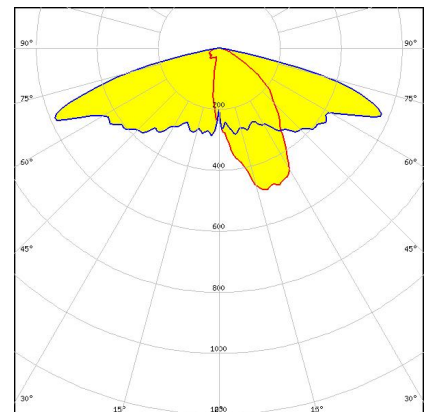
C12727_STRADA-SQ-VSM



Dimensions: 25.0 mm x 25.0 mm
Height: 6.80 mm

IESNA Type V (square) beam for wide areas lighting such as car parks. Version with location pins.

C15945_STRADA-SQ-T2-B

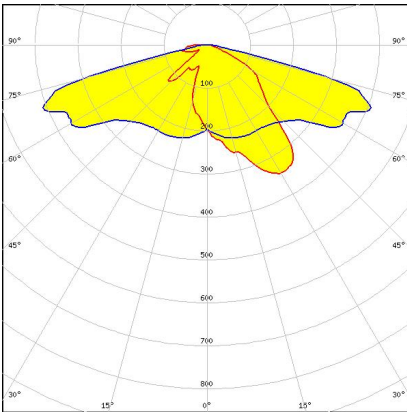


Dimensions: 25.0 mm x 25.0 mm
Height: 9.10 mm

IESNA Type II (medium) beam with minimized house side backlight. Version with location pins.

PRODUCTS:

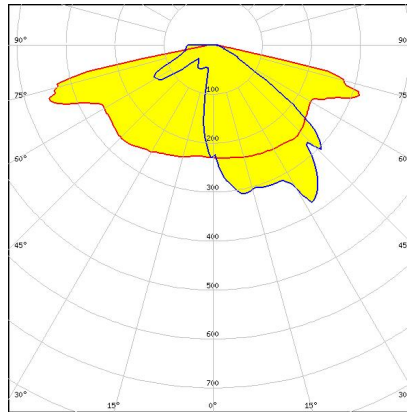
C12726_STRADA-SQ-T-DWC



Dimensions: 25.0 mm x 25.0 mm
Height: 8.00 mm

Universal road lighting beam with excellent mixed illuminance and luminance uniformity. Typically IESNA Type III (medium). Version with location pins.

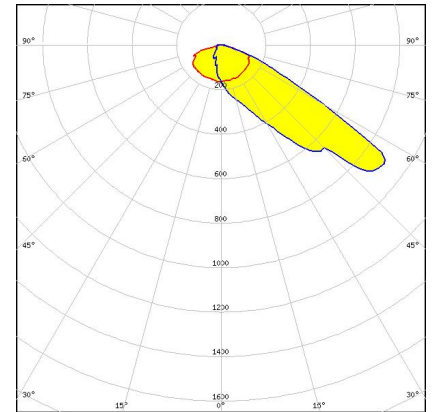
C13687_STRADA-SQ-T3



Dimensions: 25.0 mm x 25.0 mm
Height: 8.20 mm

IESNA Type III (medium) beam for roads that are equal to or wider than mounting height. Version with location pins.

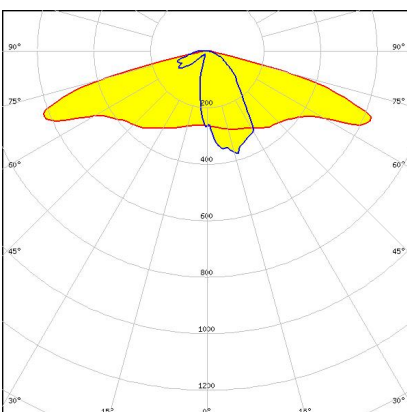
C13896_STRADA-SQ-FS



Dimensions: 25.0 mm x 25.0 mm
Height: 12.40 mm

Forward throw beam for area lighting. Version with location pins.

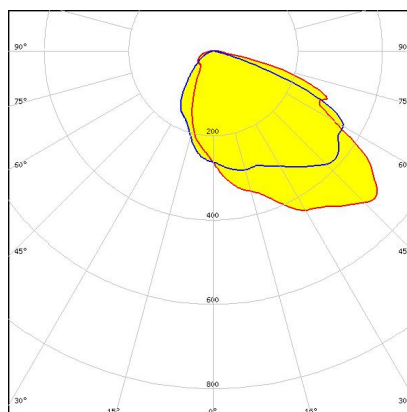
C14321_STRADA-SQ-T2-NP



Dimensions: 25.0 mm x 25.0 mm
Height: 8.60 mm

IESNA Type II (medium) beam, applicable for European P-class standard pedestrian lighting and M-class roads

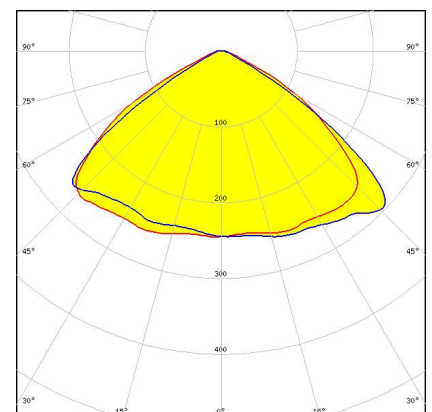
C16168_STRADA-SQ-PX



Dimensions: 25.0 mm x 25.0 mm
Height: 9.00 mm

Double asymmetric beam designed to highlight pedestrian crossings for right side traffic. Version with location pins.

C13866_STRADA-SQ-CY

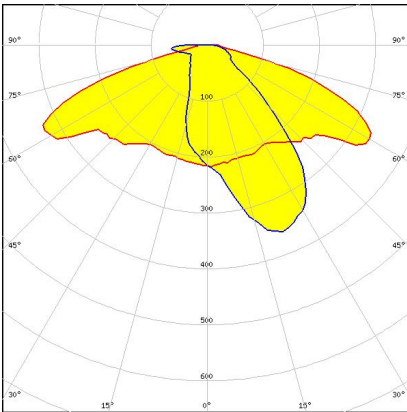


Dimensions: 25.0 mm x 25.0 mm
Height: 10.10 mm

Beam for canopy lighting with batwing light distribution. Suitable for symmetrical tunnel lighting. Version with location pins.

PRODUCTS:

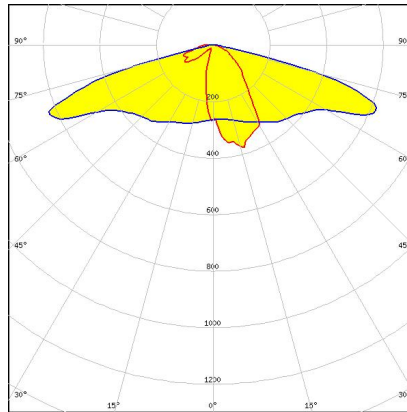
C12410_STRADA-SQ-A-T



Dimensions: 25.0 mm x 25.0 mm
Height: 9.00 mm

Short IESNA Type II beam for narrow roads or high poles with extremely low glare. Optimized for CREE XM-L.

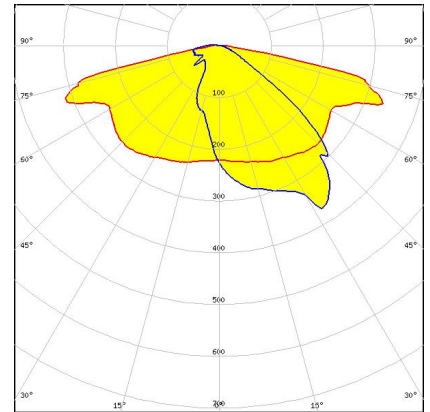
C13508_STRADA-SQ-T2



Dimensions: 25.0 mm x 25.0 mm
Height: 8.60 mm

IESNA Type II (medium) beam, applicable for European P-class standard pedestrian lighting and M-class roads. Version with location pins.

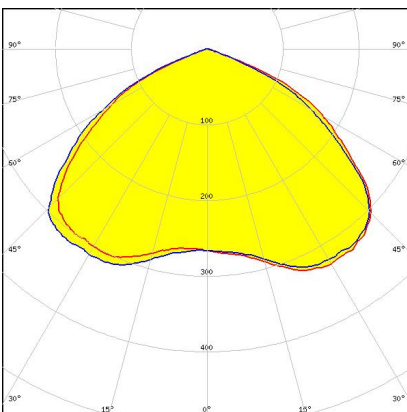
C14948_STRADA-SQ-T3B



Dimensions: 25.0 mm x 25.0 mm
Height: 8.20 mm

IESNA Type III (medium) beam with minimized backlight. Version with location pins.

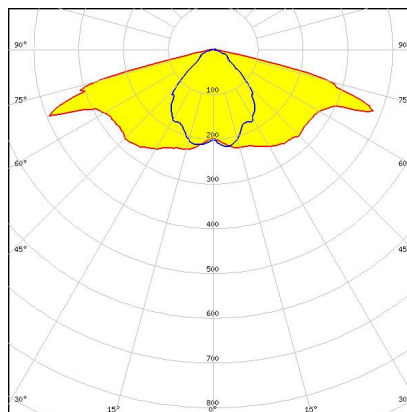
C16029_STRADA-SQ-C



Dimensions: 25.0 mm x 25.0 mm
Height: 9.74 mm

Beam for area and street lighting such as parks and pedestrian walkways. Version with location pins.

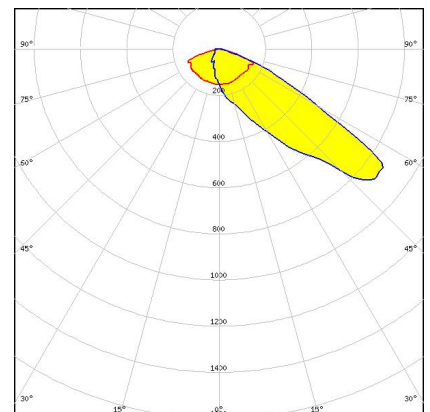
C14119_STRADA-SQ-FS2



Dimensions: 25.0 mm x 25.0 mm
Height: 8.00 mm

Beam for symmetrical tunnel lighting and parking garages. Ideal for catenary street lighting. Version with location pins.

C13757_STRADA-SQ-FS-NP

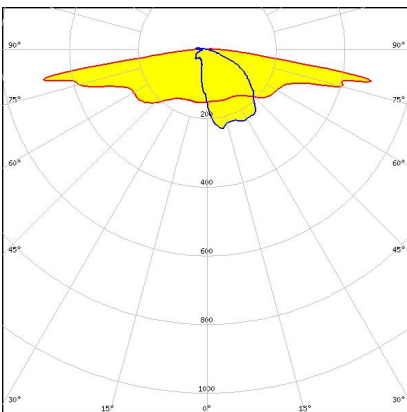


Dimensions: 25.0 mm x 25.0 mm
Height: 12.40 mm

Forward throw beam for area lighting

PRODUCTS:

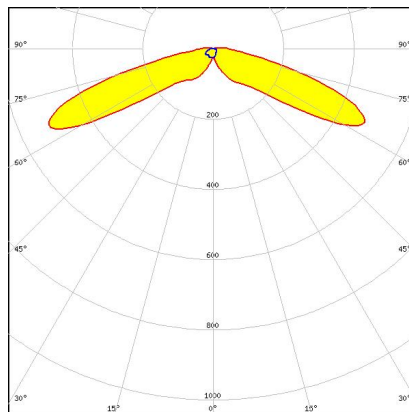
C16014_STRADA-SQ-SCL



Dimensions: 25.0 mm x 25.0 mm
Height: 9.10 mm

Type II/III (long) beam for very wide pole to pole distances. Ideal for pedestrian walkways and residential roads.
EN13201 P-classes. Version with location pins.

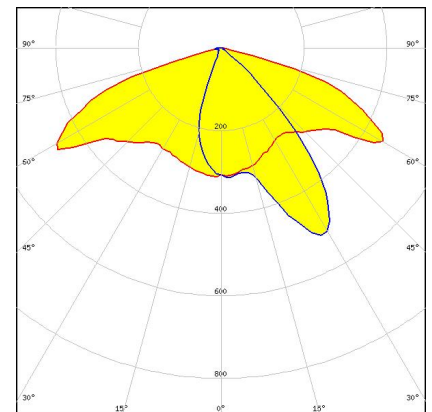
C11891_STRADA-SQ-T-DW



Dimensions: 25.0 mm x 25.0 mm
Height: 12.50 mm

Soft wide beam with good illuminance uniformity. Designed for European street lighting. Version with location pins.
Optimized for CREE XP-L.

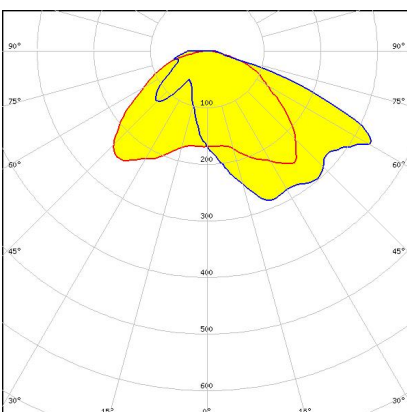
C13118_STRADA-SQ-A-T



Dimensions: 25.0 mm x 25.0 mm
Height: 9.00 mm

Short IESNA Type II beam for narrow roads or high poles with extremely low glare. Version with location pins.
Optimized for CREE XP-L.

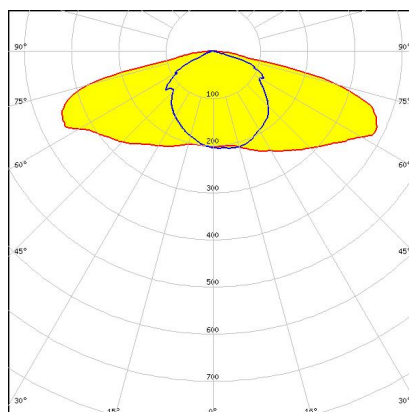
C14031_STRADA-SQ-T4



Dimensions: 25.0 mm x 25.0 mm
Height: 9.40 mm

IESNA Type IV beam for wider roads and large outdoor area. Version with location pins.

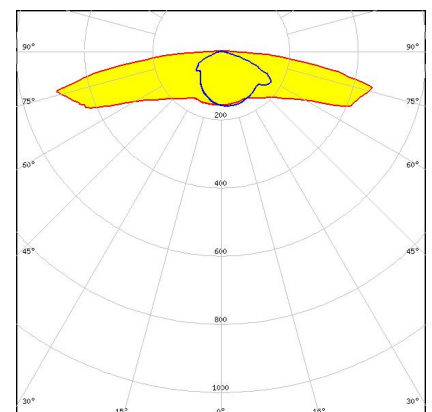
C14657_STRADA-SQ-ANZ-V



Dimensions: 25.0 mm x 25.0 mm
Height: 8.10 mm

Beam for vehicular road lighting (AS/NSZ V3) in Australia and New Zealand.
Version with location pins.

C14656_STRADA-SQ-ANZ-P



Dimensions: 25.0 mm x 25.0 mm
Height: 8.12 mm

Beam for pedestrian lighting (P4 & P5) in Australia and New Zealand. Version with location pins.

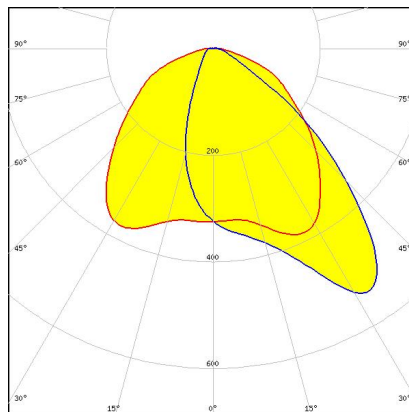
PRODUCTS:

C15958_STRADA-SQ-CY-NP

Dimensions: 25.0 mm x 25.0 mm
Height: 10.10 mm

Beam for canopy lighting with batwing light distribution. Suitable for symmetrical tunnel lighting.

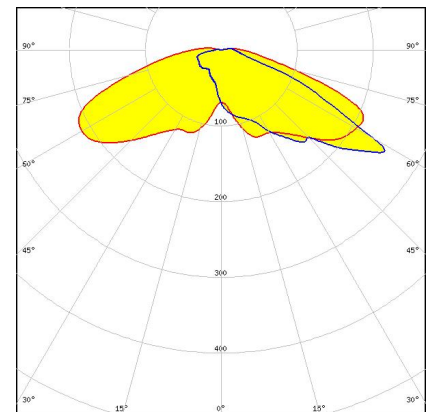
C11889_STRADA-SQ-T-DN



Dimensions: 25.0 mm x 25.0 mm
Height: 7.90 mm

Beam for area lighting with shorter illumination distances. Version with location pins. Optimized for CREE XP-E.

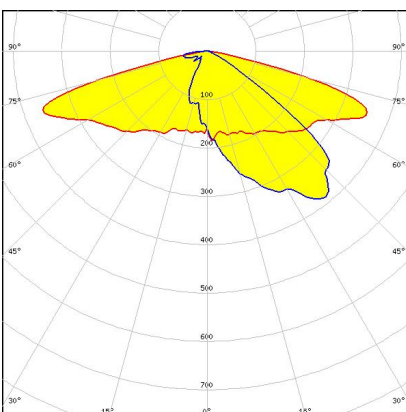
C13751_STRADA-SQ-FW



Dimensions: 25.0 mm x 25.0 mm
Height: 15.05 mm

Beam with wide light distribution and good illuminance uniformity for residential street lighting and staggered pole setups. Version with location pins.

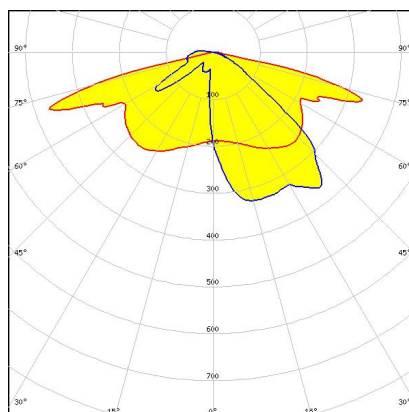
C14020_STRADA-SQ-ME



Dimensions: 25.0 mm x 25.0 mm
Height: 8.60 mm

Beam with excellent longitudinal luminance uniformity fulfilling EN13201 M-class requirements where road width is equal to or less than the pole height. Version with location pins.

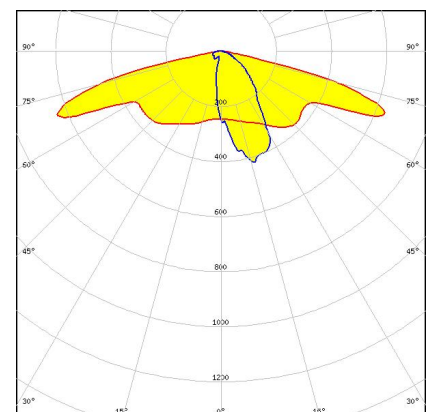
CA14640_STRADA-SQ-T3-NP



Dimensions: 25.0 mm x 25.0 mm
Height: 8.40 mm

IESNA Type III (medium) beam for roads that are equal to or wider than mounting height. Assembly with installation tape.

CA15946_STRADA-SQ-T2-B

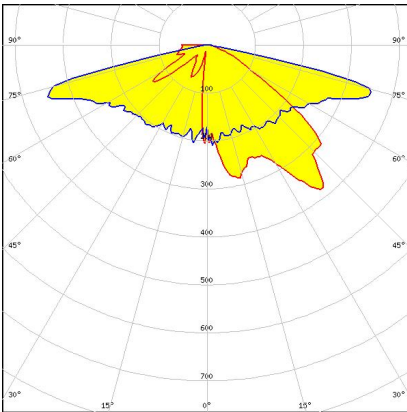


Dimensions: 25.0 mm x 25.0 mm
Height: 9.10 mm

IESNA Type II (medium) beam with minimized house side backlight. Version with location pins. Assembly with installation tape.

PRODUCTS:

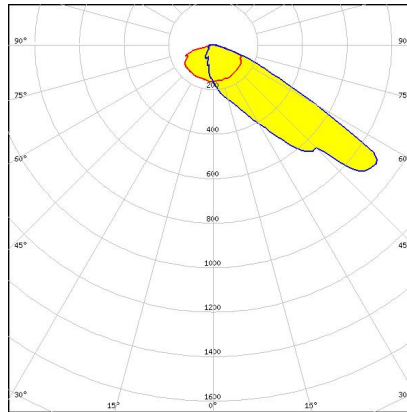
CA13688_STRADA-SQ-T3



Dimensions: 25.0 mm x 25.0 mm
Height: 8.40 mm

IESNA Type III (medium) beam for roads that are equal to or wider than mounting height. Version with location pins. Assembly with installation tape.

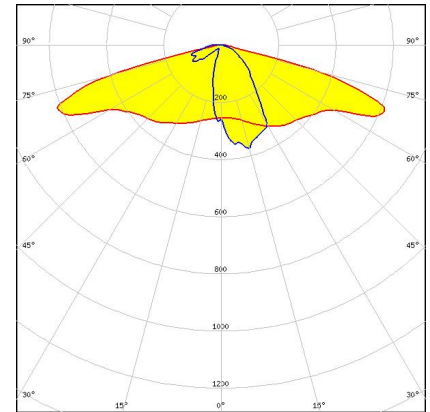
CA13897_STRADA-SQ-FS



Dimensions: 25.0 mm x 25.0 mm
Height: 12.60 mm

Forward throw beam for area lighting. Version with location pins. Assembly with installation tape.

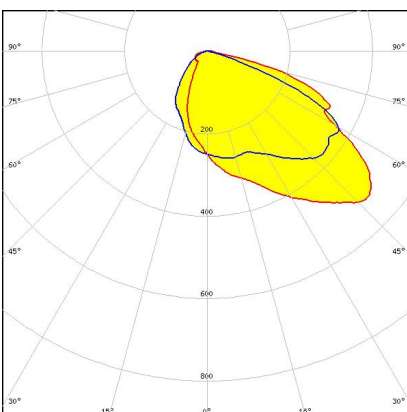
CA14323_STRADA-SQ-T2-NP



Dimensions: 25.0 mm x 25.0 mm
Height: 8.70 mm

IESNA Type II (medium) beam, applicable for European P-class standard pedestrian lighting and M-class roads. Assembly with installation tape.

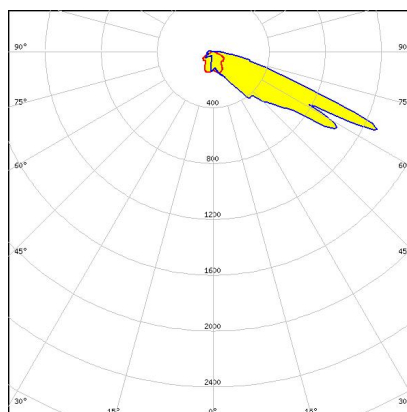
CA16169_STRADA-SQ-PX



Dimensions: 25.0 mm x 25.0 mm
Height: 9.20 mm

Double asymmetric beam designed to highlight pedestrian crossings for right side traffic. Version with location pins. Assembly with installation tape.

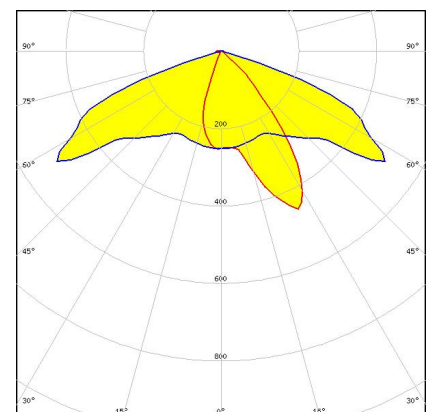
CA15226_STRADA-SQ-FS3



Dimensions: 25.0 mm x 25.0 mm
Height: 16.20 mm

Forward throw beam optimized for European tunnels, resulting in extremely efficient lighting with counter-beam method. Version with location pins. Assembly with installation tape.

CA12411_STRADA-SQ-A-T

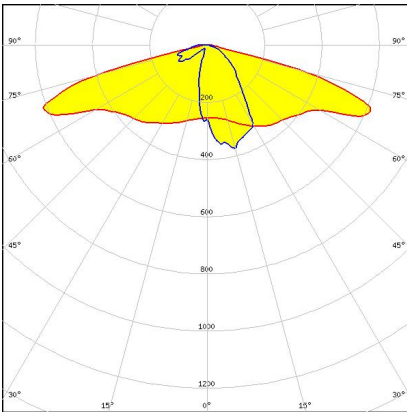


Dimensions: 25.0 mm x 25.0 mm
Height: 9.15 mm

Short IESNA Type II beam for narrow roads or high poles with extremely low glare. Assembly with installation tape. Optimized for CREE XM-L.

PRODUCTS:

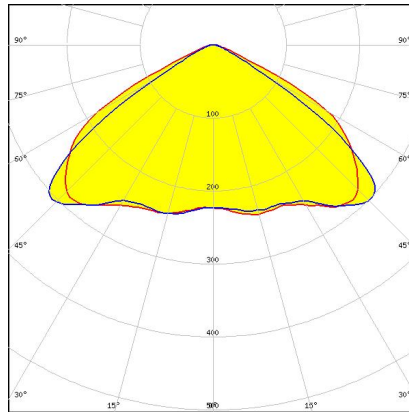
CA13509_STRADA-SQ-T2



Dimensions: 25.0 mm x 25.0 mm
Height: 8.70 mm

IESNA Type II (medium) beam,
applicable for European P-class standard
pedestrian lighting and M-class roads.
Version with location pins. Assembly with
installation tape.

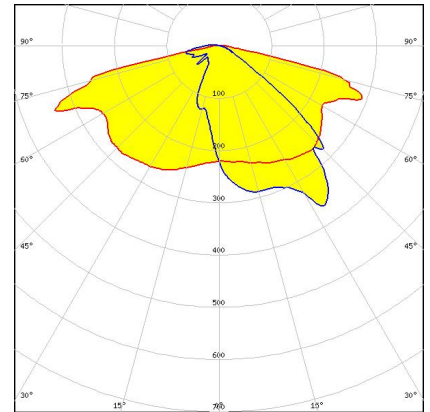
CA14219_STRADA-SQ-CY



Dimensions: 25.0 mm x 25.0 mm
Height: 10.10 mm

Beam for canopy lighting with batwing
light distribution. Suitable for symmetrical
tunnel lighting. Version with location pins.
Assembly with installation tape.

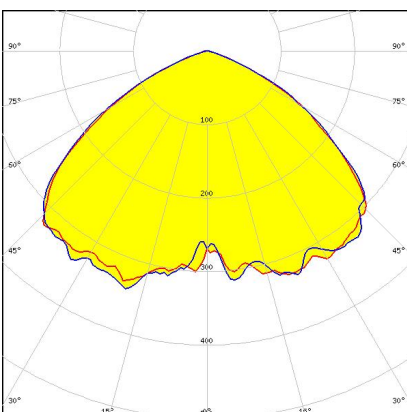
CA14949_STRADA-SQ-T3B



Dimensions: 25.0 mm x 25.0 mm
Height: 8.40 mm

IESNA Type III (medium) beam with
minimized backlight. Version with
location pins. Assembly with installation
tape.

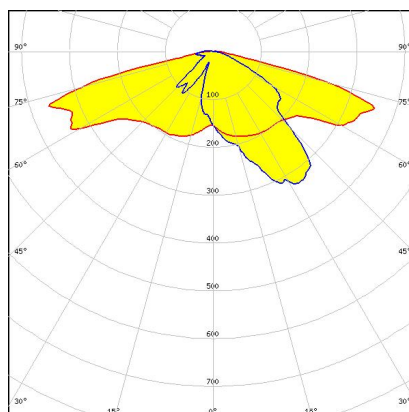
CA16031_STRADA-SQ-C



Dimensions: 25.0 mm x 25.0 mm
Height: 9.90 mm

Beam for area and street lighting such as
parks and pedestrian walkways. Version
with location pins. Assembly with
installation tape.

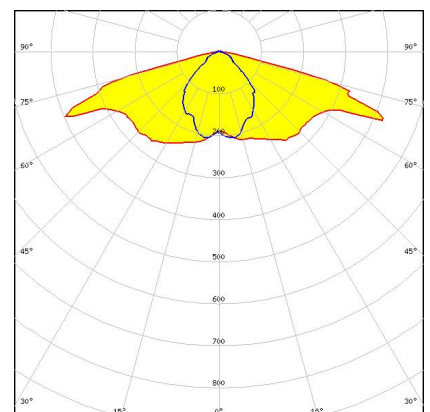
CA13837_STRADA-SQ-T-DWC



Dimensions: 25.0 mm x 25.0 mm
Height: 8.15 mm

Universal road lighting beam with
excellent mixed illuminance and
luminance uniformity. Typically IESNA
Type III Medium. Assembly with
installation tape.

CA14120_STRADA-SQ-FS2

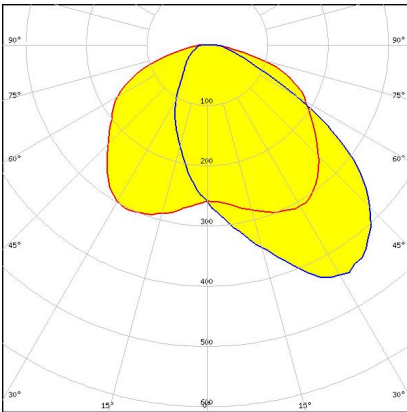


Dimensions: 25.0 mm x 25.0 mm
Height: 8.20 mm

Beam for symmetrical tunnel lighting and
parking garages. Ideal for catenary street
lighting. Version with location pins.
Assembly with installation tape.

PRODUCTS:

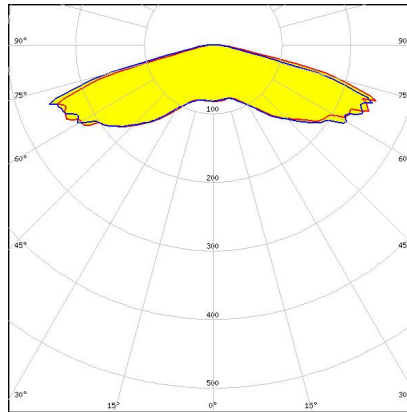
CA12311_STRADA-SQ-T-DN



Dimensions: 25.0 mm x 25.0 mm
Height: 8.00 mm

Beam for area lighting with shorter illumination distances. Assembly with installation tape.

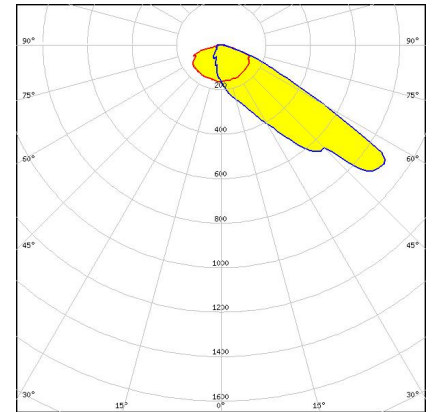
CA13362_STRADA-SQ-VSM



Dimensions: 25.0 mm x 25.0 mm
Height: 6.90 mm

IESNA Type V beam for wide areas such as car parks. Assembly with installation tape.

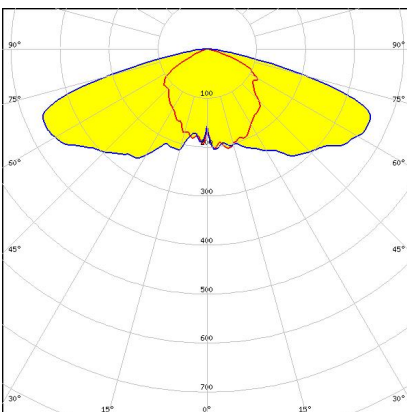
CA13758_STRADA-SQ-FS-NP



Dimensions: 25.0 mm x 25.0 mm
Height: 12.60 mm

Forward throw beam for area lighting. Assembly with installation tape.

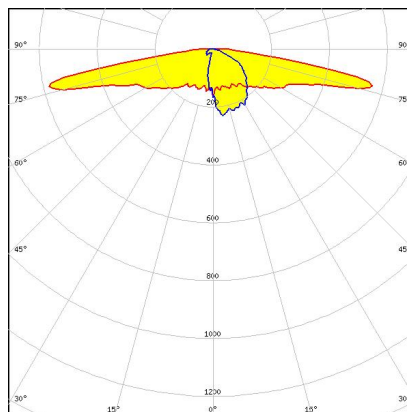
CA14745_STRADA-SQ-ANZ-V



Dimensions: 25.0 mm x 25.0 mm
Height: 8.30 mm

Beam for vehicular road lighting (AS/NSZ V3) in Australia and New Zealand. Version with location pins. Assembly with installation tape.

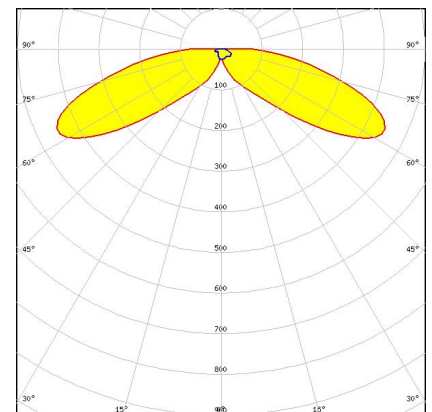
CA16015_STRADA-SQ-SCL



Dimensions: 25.0 mm x 25.0 mm
Height: 9.10 mm

Type II/III (Long) beam for very wide pole to pole distances. Ideal for pedestrian path and residential road lighting. (EN13201 P-classes). Version with location pins. Assembly with installation tape.

CA11892_STRADA-SQ-T-DW

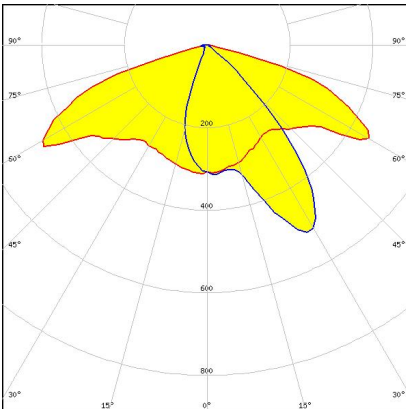


Dimensions: 25.0 mm x 25.0 mm
Height: 12.65 mm

Soft wide beam with good illuminance uniformity. Designed for European street lighting. Version with location pins. Assembly with installation tape. Optimized for CREE XP-L.

PRODUCTS:

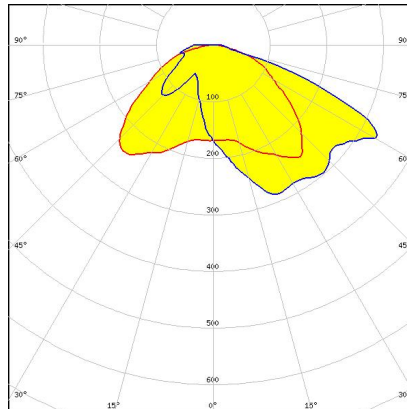
CA13119_STRADA-SQ-A-T



Dimensions: 25.0 mm x 25.0 mm
Height: 9.10 mm

Short IESNA Type II beam for narrow roads or high poles with extremely low glare. Version with location pins. Assembly with installation tape. Optimized for CREE XP-L.

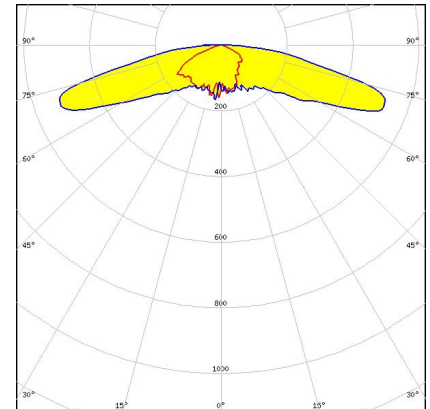
CA14032_STRADA-SQ-T4



Dimensions: 25.0 mm x 25.0 mm
Height: 9.40 mm

IESNA Type IV beam for wider roads and large outdoor areas. Version with location pins. Assembly with installation tape.

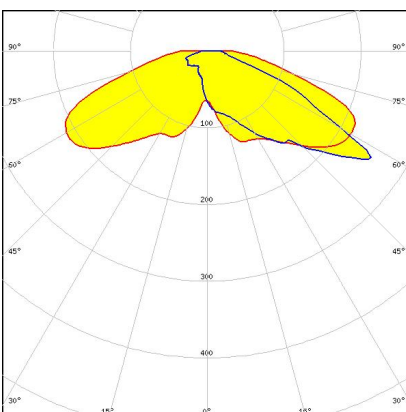
CA14744_STRADA-SQ-ANZ-P



Dimensions: 25.0 mm x 25.0 mm
Height: 8.30 mm

Beam for pedestrian lighting (P4 & P5) in Australia and New Zealand. Version with location pins. Assembly with installation tape.

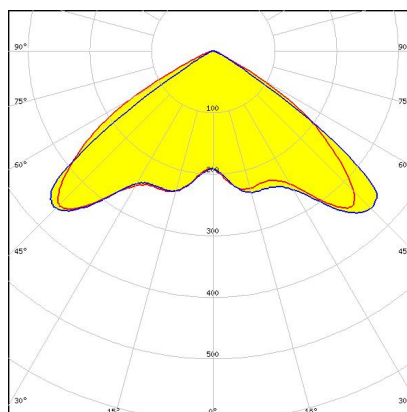
CA13753_STRADA-SQ-FW



Dimensions: 25.0 mm x 25.0 mm
Height: 15.20 mm

Beam with wide light distribution and good illuminance uniformity for residential street lighting and staggered pole setups. Assembly with installation tape. Version with location pins.

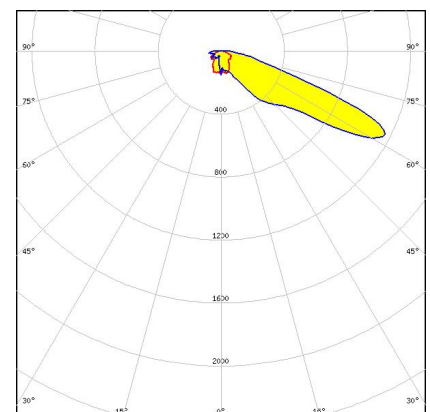
CA15959_STRADA-SQ-CY-NP



Dimensions: 25.0 mm x 25.0 mm
Height: 10.10 mm

Beam for canopy lighting with batwing light distribution. Suitable for symmetrical tunnel lighting. Assembly with installation tape.

CA16470_STRADA-SQ-FS3-NP

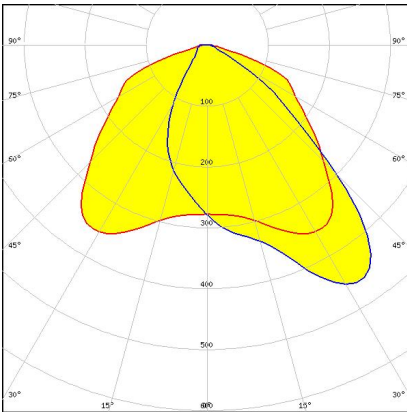


Dimensions: 25.0 mm x 25.0 mm
Height: 16.30 mm

Forward throw beam optimized for European tunnels, resulting in extremely efficient lighting with counter-beam method. Version without location pins. Assembly with installation tape.

PRODUCTS:

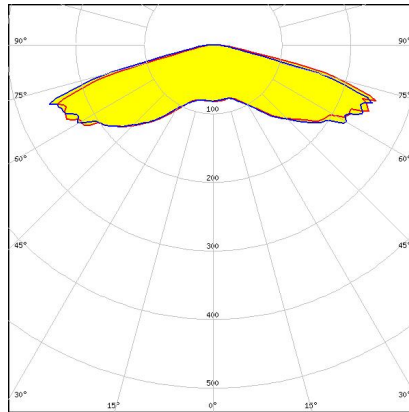
CA11890_STRADA-SQ-T-DN



Dimensions: 25.0 mm x 25.0 mm
Height: 8.05 mm

Beam for area lighting with shorter illumination distances. Version with location pins. Assembly with installation tape. Optimized for CREE XP-E.

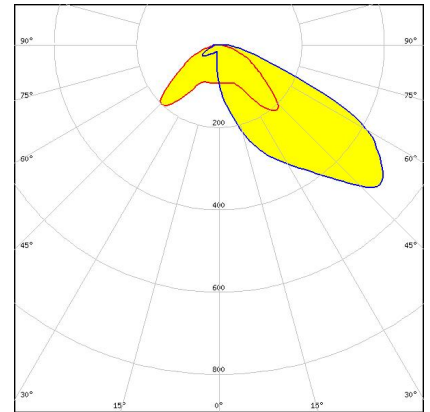
CA12891_STRADA-SQ-VSM



Dimensions: 25.0 mm x 25.0 mm
Height: 6.95 mm

IESNA Type V (square) beam for wide areas lighting such as car parks. Version with location pins. Assembly with installation tape.

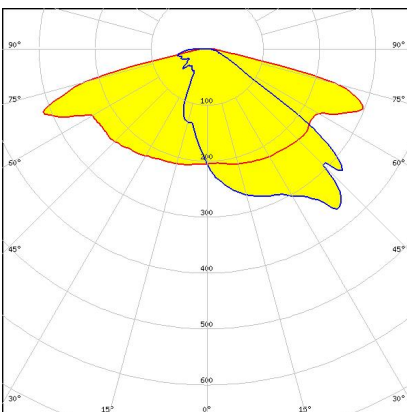
CA13752_STRADA-SQ-FT



Dimensions: 25.0 mm x 25.0 mm
Height: 12.70 mm

Forward throw beam for area lighting. Assembly with installation tape. Version with location pins.

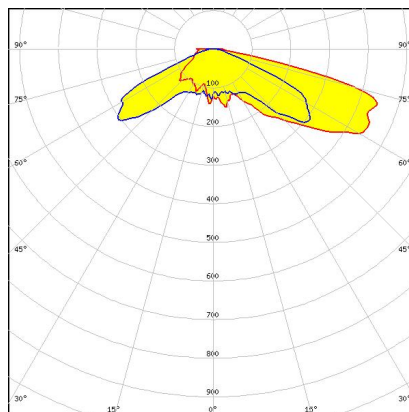
CA14026_STRADA-SQ-ME



Dimensions: 25.0 mm x 25.0 mm
Height: 8.80 mm

Beam with excellent longitudinal luminance uniformity fulfilling EN13201 M-class requirements where road width is equal to or less than the pole height. Version with location pins and installation tap

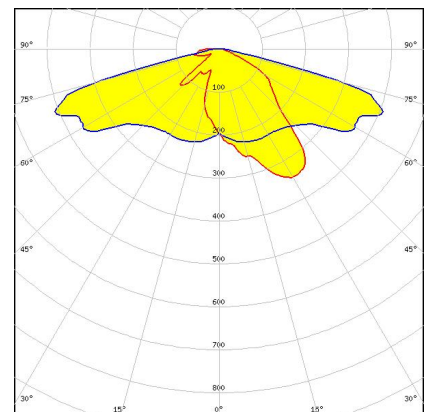
CA16249_STRADA-SQ-T4-B



Dimensions: 25.0 mm x 25.0 mm
Height: 11.85 mm

Wide IESNA Type IV beam with forward-throw beam for wide area lighting like car parks. Assembly with tape.

CA12889_STRADA-SQ-T-DWC



Dimensions: 25.0 mm x 25.0 mm
Height: 8.15 mm

Universal road lighting beam with excellent mixed illuminance and luminance uniformity. Typically IESNA Type III Medium. Version with location pins. Assembly with installation tape.

GENERAL INFORMATION:

NOTE: The typical beam angle will be changed by different color, chip size and chip position tolerance. The typical total beam angle is the full angle measured where the luminous intensity is half of the peak value.

MATERIALS:

As part of our continuous research and improvement processes, and to ensure the best possible quality and availability of our products, LEDiL reserves the right to change material grades without notice.

PRODUCT DATA USER AGREEMENT AND DISCLAIMER:

The measured data in the provided downloadable LEDiL Product Datasheets and Mechanical 2D-Drawings is rounded and provided as reference for planning. LEDiL Oy's optical specifications have been verified by conducting performance testing of the products in accordance with the company's quality system. The reported data are averaged results of multiple measurements with typical variation. LEDiL Oy reserves the right to without prior notification make changes and improvements to its products.

LEDiL Oy assumes neither warranty, nor guarantee nor any other liability of any kind for the contents and correctness of the provided data. The provided data has been generated with highest diligence but the provided data may in reality not represent the complete possible variation range of all intrinsic parameters. Therefore, in certain cases a deviation from the provided data could occur.

LEDiL Oy reserves the right to undertake technical changes of its products without further notification which could lead to changes in the provided data. LEDiL Oy assumes no liability of any kind for the possible deviation from any provided data or any other damage resulting from the usage of the provided data.

The user agrees to this disclaimer and user agreement with the download or usage of the provided files.

LEDiL Oy

Joensuunkatu 13
FI-24240 SALO
Finland

LEDiL Inc.

228 West Page Street
Suite D
Sycamore IL 60178
USA

Local sales and technical support

[www.ledil.com/
where_to_buy](http://www.ledil.com/where_to_buy)

Shipping locations

Salo, Finland
Hong Kong, China

Distribution Partners

[www.ledil.com/
where_to_buy](http://www.ledil.com/where_to_buy)