
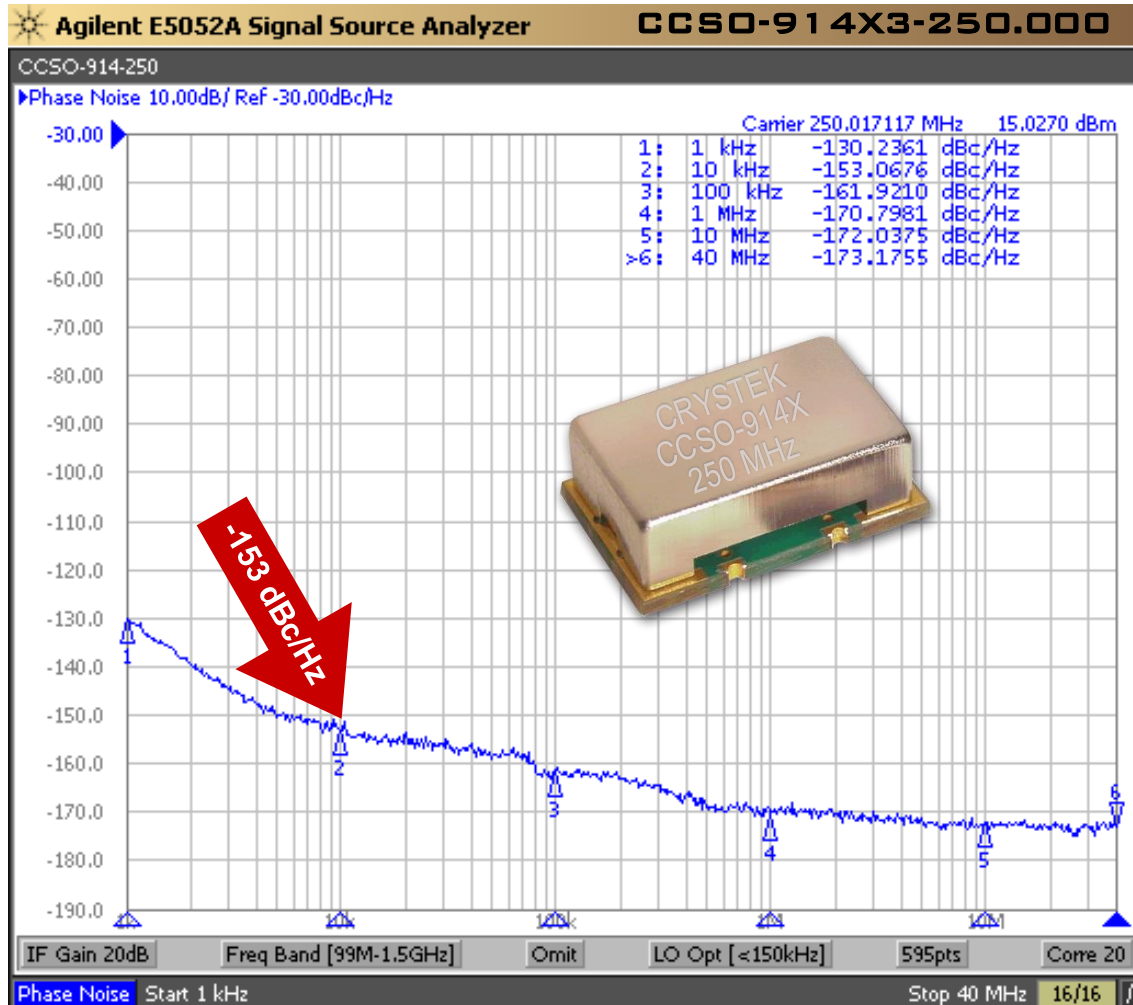


Ultra-Low Phase Noise SAW Clock

Frequency Range:

245.760 MHz to 1500 MHz



Model CCSO-914X is a SAW (surface acoustic wave) Clock Oscillator (CCSO). SAW crystal technology provides low-noise and low-jitter performance with true sinewave output. Features include -145 dBc/Hz phase noise at 10 kHz offset at 1 GHz, 3.3V & 5V input voltage available, -40°C to +85°C operating temperature, FR5 PCB and 9×14 mm SMT package. The oscillator has no sub-harmonic and the second harmonic is typically -20 dBc.

Applications include:

Analog to Digital Converters (A/D Converters), System Clock for Network Clock Generator/Synchronizer, Clock for DDS, Test and Measurement, Avionics, Point-to-Point Radios, and Multi-point Radios.

Rev: Z
Date: 26-Jan2023
Page 1 of 5



Frequency Range: 245.760 MHz to 1500 MHz
Temperature Range: -40°C to +85°C
Storage: -45°C to 90°C
Input Voltage: (option 3) 3.3V ± 0.165V
 (standard) 5.0V ± 0.25V
Frequency vs Temperature (Typical): ±200ppm (-40/85)
 ±150ppm (0/70)
Input Current: 25mA Typical, 45mA Max
Output: True SineWave
Output Power: (3.3V) +5dBm Min into 50 Ω Load
 (5.0V) +8dBm Min into 50 Ω Load
Start-Up Time: 2ms Typical, 10ms Max
2nd Harmonic: -20dBc Typical, -15dBc Max
Sub-Harmonics: None

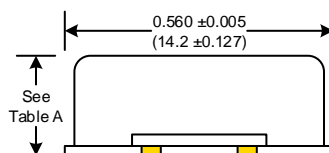
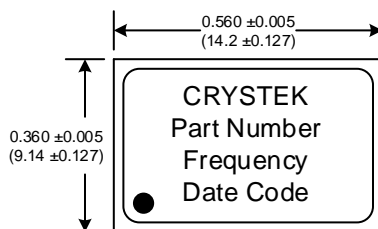


Phase Noise Typical @ 1 GHz:

1kHz -116 dBc/Hz
 10kHz -145 dBc/Hz
 100kHz -168 dBc/Hz
 1MHz -170 dBc/Hz
 10MHz -171 dBc/Hz

G-sensitivity:

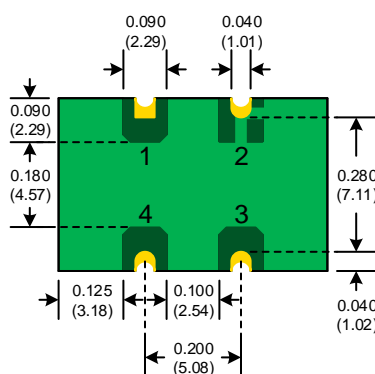
0.9×10⁻⁹ per g



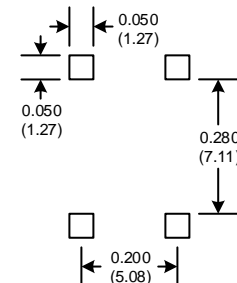
Package Height Options

	inches	mm
Standard	0.210	5.33
Option L	0.135	3.43

Table A



SUGGESTED PAD LAYOUT



PAD FINISH: Immersion Gold (ENIG); 5 micro inches maximum

Pad	Connection
1	N/C
2	GND
3	Output
4	Vdd

Rev: Z
 Date: 26-Jan2023
 Page 2 of 5



CCSO-914X
True SineWave
SAW Based Clock Oscillator
9×14mm SMD
3.3 & 5.0 Volt

Crystek Part Number Guide

CCSO - 914X 3 L - 1000.000
#1 #2 #3 #4 #5

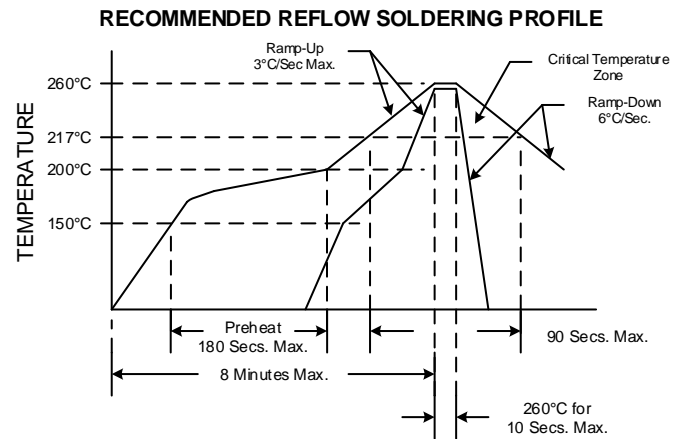
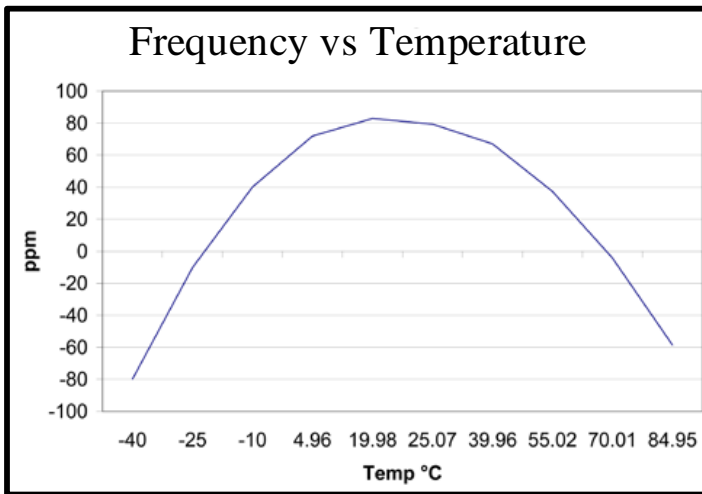
- #1 Crystek Saw Osc.
- #2 Model 914 with -40/85°C Temperature Range
- #3 (3 = 3.3Volts) (Blank = 5 Volts)
- #4 Height (L = 0.135") (Blank = 0.210")
- #5 Frequency in MHz: 3 or 6 decimal places

Available Frequencies (MHz):

245.760	500.000	916.000
250.000	622.080	1000.000
433.920	800.000	1500.000

Custom Frequencies Available with NRE Fee

Similar Product in 5×7.5mm Package
[Click Here](#)

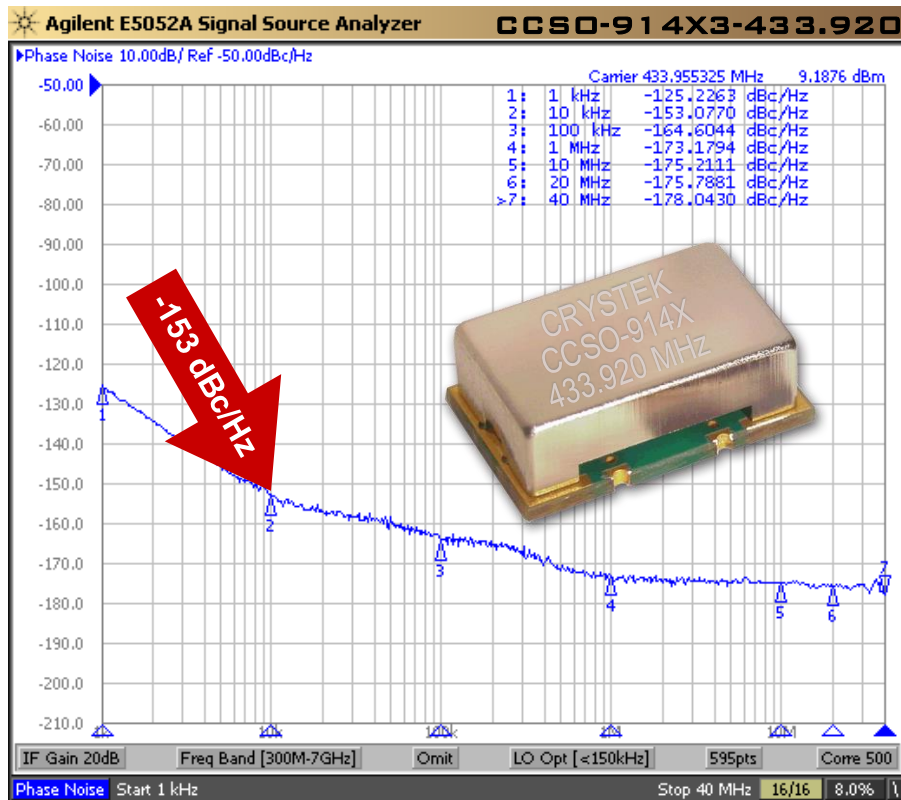
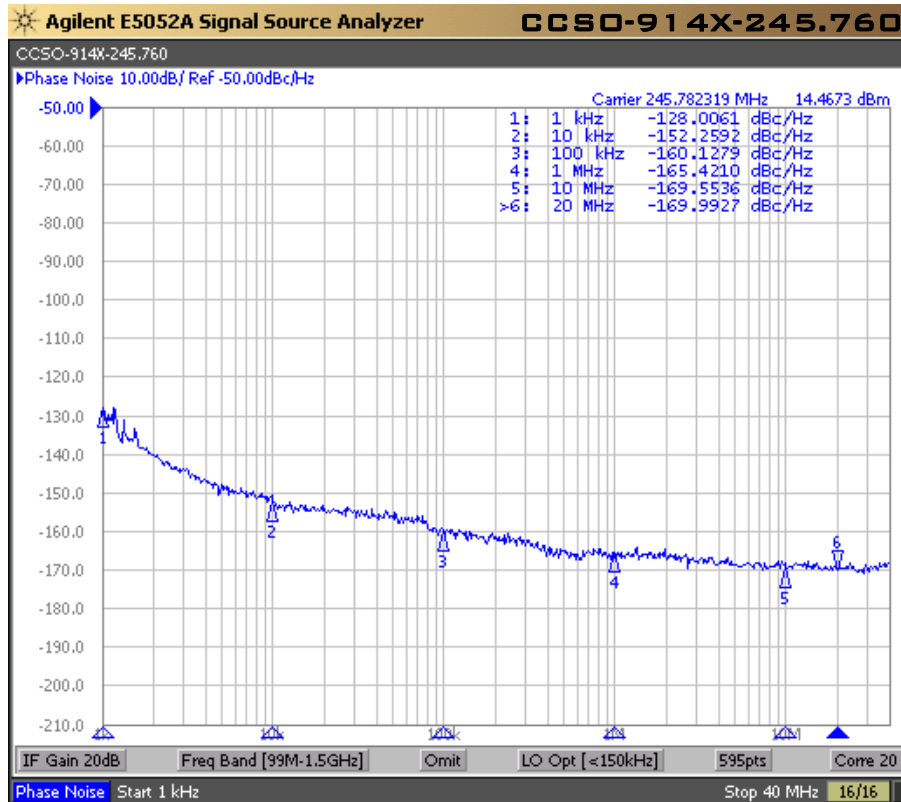


NOTE: Reflow Profile with 240°C peak also acceptable.

Parameter	Conditions
Mechanical Shock	MIL-STD-883, Method 2002, Condition B
Mechanical Vibration	MIL-STD-883, Method 2007, Condition A
Solderability	MIL-STD-883, Method 2003
Solvent Resistance	MIL-STD-202, Method 215
Resistance to Soldering Heat	MIL-STD-202, Method 210, Condition I or J
Thermal Shock	MIL-STD-883, Method 1011, Condition A
Moisture Resistance	MIL-STD-883, Method 1004

Rev: Z
Date: 26-Jan2023
Page 3 of 5

CCSO-914X
True SineWave
SAW Based Clock Oscillator
9x14mm SMD
3.3 & 5.0 Volt



Rev: Z
Date: 26-Jan-2023
Page 4 of 5

CCSO-914X
True SineWave
SAW Based Clock Oscillator
9x14mm SMD
3.3 & 5.0 Volt

