

# AC Feedthrough Capacitor



- IEC/EN 60384-14 approval
- Rated currents from 10 to 200 A
- 5 kV pulse test capability
- Class Y2 capacitor



## Technical Specifications

<b>Maximum continuous operating voltage</b>	250 VAC, 50/60 Hz (UL) 300 VAC, 50/60 Hz (ENEC) 1000 VDC max.
<b>Rated currents</b>	10 to 200 A @ 60°C max.
<b>Capacitor class</b>	Y2
<b>High potential test voltage</b>	3000 VDC for 2 sec
<b>Insulation resistance (100VDC after 60 sec)</b>	<0.33 $\mu$ F, R >1500 M $\Omega$ >0.33 $\mu$ F, $\tau$ >5000 s
<b>Temperature range (operation and storage)</b>	-40°C to +100°C (40/100/21)
<b>Flammability corresponding to</b>	UL 94 V-2 or better
<b>MTBF @ 60°C/300 V (Mil-HB-217F)</b>	$\geq$ 200 A: >850,000 hours <200 A: >1,600,000 hours
<b>Operating frequency</b>	DC to 60 Hz

## Approvals & Compliances



Feedthrough capacitors offer a high insertion loss across a broad band of frequencies from a few tens of kHz up to the GHz region. The construction of feedthrough capacitors cause a better suppression performance over a much wider frequency range than a conventional two-wire capacitor of equivalent value. Different versions are available offering a wide selection on operating currents and performance levels. AC feedthrough capacitors are designed and approved for up to 300 VAC 50/60 Hz operation.

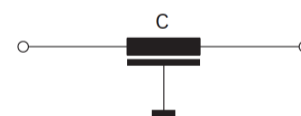
## Features and Benefits

- Very low internal series inductance
- Very high self-resonant frequency
- Self-healing dielectric
- High quality and reliability
- Through-bulkhead mounting
- Anti-twist protection
- Custom-specific or dual-versions on request

## Typical Applications

- Power line filter for 110/240 VAC power lines
- Increasing system and information security
- Power supplies
- Switching and cellular equipment
- Computer servers
- UPS power supplies
- Medical equipment
- Shielded rooms

## Typical electrical schematic



### Feedthrough Selector Table

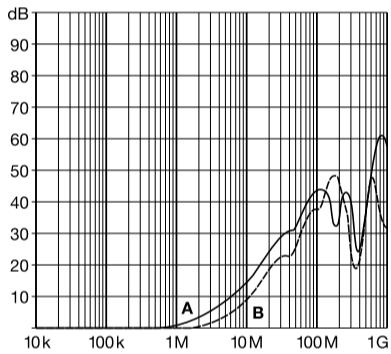
Feedthrough	Rated current @ 60°C [A]	Leakage current* @ 250 VAC/50 Hz [mA]	Capacitance** C [nF]	DC resistance*** R @ 25°C [mΩ]	Weight [g]
FN 7510-10-M3	10	0.21	2.2	0.8	15
FN 7511-10-M3	10	0.44	4.7	0.8	15
FN 7510-16-M4	16	0.44	4.7	0.5	28
FN 7511-16-M4	16	0.94	10	0.52	28
FN 7512-16-M4	16	4.4	47	0.62	33
FN 7513-16-M4	16	9.4	100	0.58	65
FN 7510-32-M4	32	0.44	4.7	0.52	28
FN 7511-32-M4	32	0.94	10	0.52	28
FN 7512-32-M4	32	3.1	33	0.62	34
FN 7514-32-M4	32	9.4	100	0.58	65
FN 7512-63-M6	63	9.4	100	0.3	70
FN 7510-100-M8	100	4.4	47	0.23	100
FN 7511-100-M8	100	9.4	100	0.23	100
FN 7511-200-M10	200	20.7	220	0.16	157

\* Tolerance +20%  
 \*\* Tolerance ±20%  
 \*\*\* Tolerance +15%

### Typical Filter Attenuation

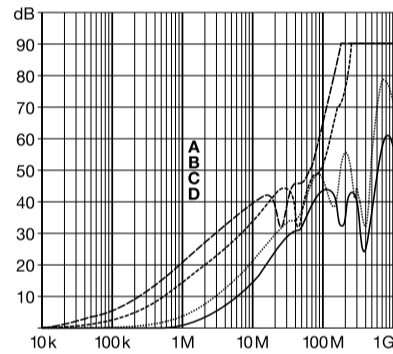
Full load, 50 Ω system

10 A types



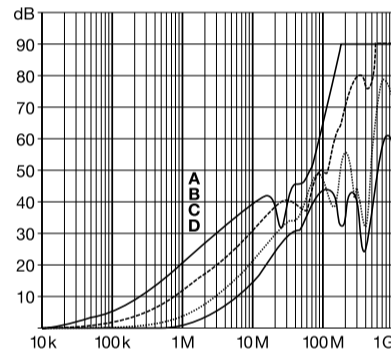
A = FN 7511-10-M3  
 B = FN 7510-10-M3

16 and 20 A types



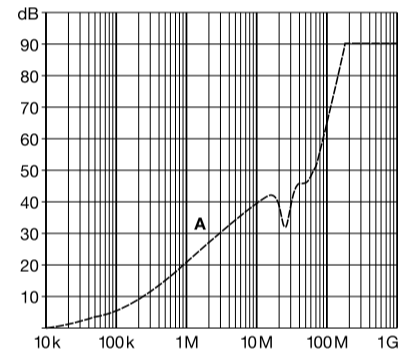
A = FN 7513-16-M4  
 B = FN 7512-16-M4  
 C = FN 7511-16-M4  
 D = FN 7510-16-M4  
 FN 7510-20-M4

32 A types



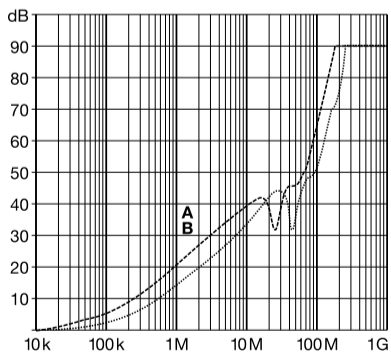
A = FN 7514-32-M4  
 B = FN 7512-32-M4  
 C = FN 7511-32-M4  
 D = FN 7510-32-M4

63 A types



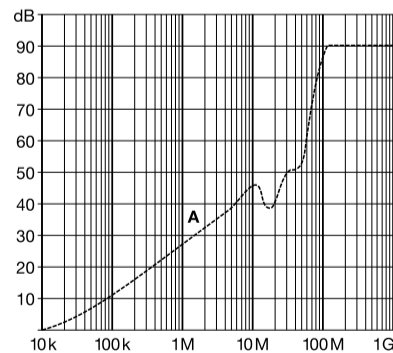
A = FN 7512-63-M6

100 A types



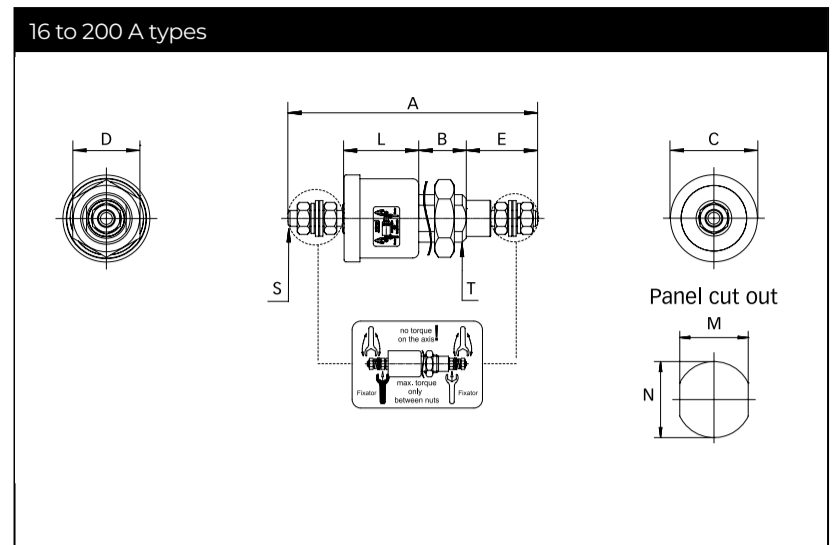
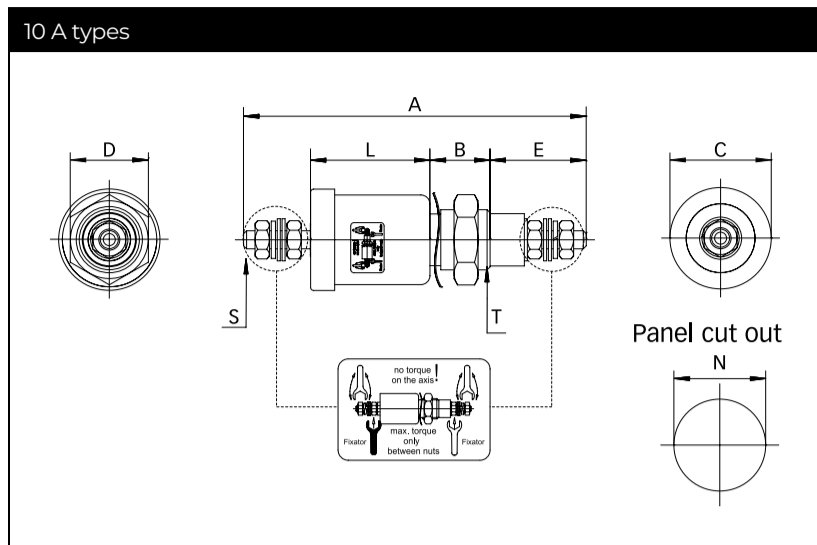
A = FN 7511-100-M8  
 B = FN 7510-100-M8

200 A types



A = FN 7511-200-M10

## Mechanical Data



## Dimensions

	A	B	C	D	E	L	M	N	S	T
<b>FN 7510-10-M3</b>	57	10	16.85 ±0.3	13	16 ±2.0	19.85 ±0.5		∅10.3	M3	M10x1
<b>FN 7511-10-M3</b>	57	10	16.85 ±0.3	13	16 ±2.0	19.85 ±0.5		∅10.3	M3	M10x1
<b>FN 7510-16-M4</b>	63	12	21.95 ±0.3	17	18 ±2.0	18.85 ±0.5	10.3	∅12.3	M4	M12x1
<b>FN 7511-16-M4</b>	63	12	21.95 ±0.3	17	18 ±2.0	18.85 ±0.5	10.3	∅12.3	M4	M12x1
<b>FN 7512-16-M4</b>	75	12	21.95 ±0.3	17	18 ±2.0	30.85 ±0.5	10.3	∅12.3	M4	M12x1
<b>FN 7513-16-M4</b>	77	14	26.95 ±0.3	22	18 ±2.0	30.85 ±0.5	14.3	∅16.3	M4	M16x1
<b>FN 7510-32-M4</b>	63	12	21.95 ±0.3	17	18 ±2.0	18.85 ±0.5	10.3	∅12.3	M4	M12x1
<b>FN 7511-32-M4</b>	63	12	21.95 ±0.3	17	18 ±2.0	18.85 ±0.5	10.3	∅12.3	M4	M12x1
<b>FN 7512-32-M4</b>	75	12	21.95 ±0.3	17	18 ±2.0	30.85 ±0.5	10.3	∅12.3	M4	M12x1
<b>FN 7514-32-M4</b>	77	14	26.95 ±0.3	22	18 ±2.0	30.85 ±0.5	14.3	∅16.3	M4	M16x1
<b>FN 7512-63-M6</b>	96	14	25	22	26 ±2.0	30	14.3	∅16.3	M6	M16x1
<b>FN 7510-100-M8</b>	113	16	32	27	32 ±2.0	33	18.3	∅20.3	M8	M20x1
<b>FN 7511-100-M8</b>	113	16	32	27	32 ±2.0	33	18.3	∅20.3	M8	M20x1
<b>FN 7511-200-M10</b>	130	19	38	27	40 ±2.0	33	22.3	∅24.3	M10	M24x1
<b>Tolerances</b>					±2		±0.2			

All dimensions in mm; 1 inch = 25.4 mm

Tolerances according: ISO 2768-m/EN 22768-m

## Recommended Torque

	M3	M4	M6	M8	M10	M10x1	M12x1	M16x1	M20x1	M24x1
<b>Terminal thread</b>	0.5 Nm	1.2 Nm	2.5 Nm	5 Nm	8 Nm					
<b>Mounting thread</b>						2 Nm	3 Nm	4 Nm	7 Nm	8 Nm

## Headquarters, Global Innovation and Development

### Switzerland

#### Schaffner Holding AG

Industrie Nord  
Nordstrasse 11e  
4542  
Luterbach  
+41 32 681 66 26  
[info@schaffner.com](mailto:info@schaffner.com)

## Sales and Application Centers

### China

#### Schaffner EMC Ltd. Shanghai

T20-3 C, No 565 Chuangye Road, Pudong district  
201201  
Shanghai  
+86 2138139500  
[cschina@schaffner.com](mailto:cschina@schaffner.com)

### Finland

#### Schaffner Oy

Sauvonrinne 19 H  
8500  
Lohja  
+358 50 468 7284  
[finlandsales@schaffner.com](mailto:finlandsales@schaffner.com)

### France

#### Schaffner EMC S.A.S.

16-20 Rue Louis Rameau  
95875  
Bezons  
+33 1 34 34 30 60  
[francesales@schaffner.com](mailto:francesales@schaffner.com)

### Germany

#### Schaffner Deutschland GmbH

Schoemperlenstrasse 12B  
76185  
Karlsruhe  
+49 721 56910  
[germanysales@schaffner.com](mailto:germanysales@schaffner.com)

### India

#### Schaffner India Pvt. Ltd

Regus World Trade Centre  
WTC, 22nd Floor Unit No 2238, Brigade Gateway Campus, 26/1, Dr. Rajkumar Road Malleshwaram (W)  
560055  
Bangalore  
+91 8067935355  
[indiasales@schaffner.com](mailto:indiasales@schaffner.com)

### Italy

#### Schaffner EMC S.r.l.

Via Ticino, 30  
20900  
Monza (MB)  
+39 039 21 41 070  
[italysales@schaffner.com](mailto:italysales@schaffner.com)

### Japan

#### Schaffner EMC K.K.

ISM Sangenjaya 7F  
1-32-12 Kamiuma, Setagaya-ku  
154-0011  
Tokyo  
+81 3 5712 3650  
[japansales@schaffner.com](mailto:japansales@schaffner.com)

### Singapore

#### Schaffner EMC Pte Ltd.

Blk 3015A Ubi Road 1, #05-09, Kampong Ubi Industrial Estate  
408705  
Singapore  
+65 63773283  
[singaporesales@schaffner.com](mailto:singaporesales@schaffner.com)

### Spain

#### Schaffner EMC España

Calle Caléndula 93, Miniparc III, Edificio E El Soto de Moraleja, Alcobendas  
28109  
Madrid  
+34 917 912 900  
[spainsales@schaffner.com](mailto:spainsales@schaffner.com)

### Sweden

#### Schaffner EMC AB

Östermalmstrorg 1  
114 42  
Stockholm  
+46 8 5050 2425  
[swedensales@schaffner.com](mailto:swedensales@schaffner.com)

### Switzerland

#### Schaffner EMV AG

Industrie Nord  
Nordstrasse 11e  
4542  
Luterbach  
+41 32 681 66 26  
[switzerlandsales@schaffner.com](mailto:switzerlandsales@schaffner.com)

### Taiwan

#### Schaffner EMV Ltd.

U-Town  
20 Floor-2, No 97, Section 1, XinTai 5th Road, XiZhi District  
22175  
New Taipei City  
+886 226975500  
[taiwansales@schaffner.com](mailto:taiwansales@schaffner.com)

### Thailand

#### Schaffner EMC Co. Ltd.

Sathorn Square Tower  
Room 3780, 37FL, 98 North-Sathorn Rd, Silom, Bangrak  
10500  
Bangkok  
+66 621056397  
[thailandsales@schaffner.com](mailto:thailandsales@schaffner.com)

### United Kingdom

#### Schaffner Ltd.

1, Oakmede Place  
Terrace Road  
RG42 4JF  
Binfield  
+44 118 9770070  
[uksales@schaffner.com](mailto:uksales@schaffner.com)

### United States

#### Schaffner EMC Inc.

52 Mayfield Avenue  
Edison, New Jersey  
+1 732 225 9533  
[usasales@schaffner.com](mailto:usasales@schaffner.com)

To find your local partner within Schaffner's global network [schaffner.com](http://schaffner.com)

© 2022 Schaffner Group

The content of this document has been carefully checked and understood. However, neither Schaffner nor its subsidiaries assume any liability whatsoever for any errors or inaccuracies of this document and the consequences thereof. Published specifications are subject to change without notice. Product suitability for any area of application must ultimately be determined by the customer. In all cases, products must never be operated outside their published specifications. Schaffner does not guarantee the availability of all published products. This disclaimer shall be governed by substantive Swiss law and resulting disputes shall be settled by the courts at the place of business of Schaffner Holding AG. Latest publications and a complete disclaimer can be downloaded from the Schaffner website. All trademarks recognized.