



High Performance Power Entry Module with Fuses



- Rated currents up to 10 A
- Integrated dual fuse holder
- Optional reduced leakage current versions (A/B type)
- Complies with IEC/EN 60601-1
- Snap-in versions (S type)
- High attenuation performance
- NEW: Wire leads option



Performance indicators

Attenuation performance



Rated current [A]



Approvals & Compliances



The FN9262 power entry module combines an IEC inlet, mains filter with very high filter attenuation based on nanocrystalline material selection and fuses in a small form factor. Choosing FN9262 product line brings you rapid availability of a standard filter associated with the necessary safety acceptances. Standard IEC connector filters are a practical solution helping you to pass EMI system approval in a short time. A wide selection on amperage ratings, mounting possibilities and filters for medical applications (acc. to IEC 60601-1 with low leakage current and high performance) are designed to offer you the desired solution.

Features and Benefits

- Exceptional conducted attenuation performance, based on chokes with high saturation resistance and excellent thermal behavior
- FN9262B versions comply with the requirements of 1MOP acc. to IEC/EN 60601-1 for creepage and clearance, leakage current and high potential testing
- Versions up to 10 A are available with fuse holder for two fuses
- Custom-specific versions are available on request

Technical Specifications

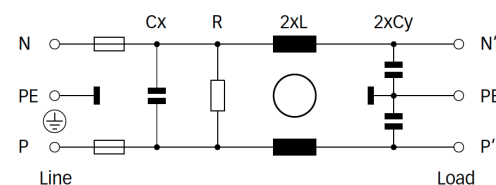
Operating voltage	250 VAC, 50/60 Hz
Operating frequency	DC to 400 Hz
Rated currents	1 to 10 A @ 40°C max
High potential test voltage	P → PE 2000 VAC for 2 sec (standard types) P → PE 2500 VAC for 2 sec (B types) P → N 760 VAC for 2 sec
Protection category	IP 40 according to IEC 60529
Temperature range (operation and storage)	-25°C to +85°C (25/85/21)
Design corresponding to	UL 60939-3, CSA Std C22.2 No. 8-13, IEC/EN 60939-3, GB/T 15287, GB/T 15288
Flammability corresponding to	Fuseholder plastic: UL 94 V-0 Inlet plastic: UL 94 V-0
MTBF @ Rated amb. Temp./Voltage (Mil-HB-217F)	2,100,000 hours
Fuse holder	2 fuses (Ø5 x 20 mm) (certified to IEC 60127-6), power acceptance 1.6W @ Ta 23°C per pole

Typical Applications



- Exceptional conducted attenuation performance, based on chokes with high saturation resistance and excellent thermal behavior
- FN9262B versions comply with the requirements of 1MOP acc. to IEC/EN 60601-1 for creepage and clearance, leakage current and high potential testing
- Versions up to 10 A are available with fuse holder for two fuses
- Custom-specific versions are available on request

Typical electrical schematic

FN 9262 (B types without Y-capacitors)



Filter Selection Table

Filter	Rated current @ 40°C [A]	Leakage current* @ 250 VAC/50 Hz (@ 120 VAC/60 Hz) [mA]	Inductance** L [mH]	Capacitance**		Resistor** R [kΩ]	Output connections		Fuses*** [Qty]	Weight [g]
				Cx [μF]	Cy [nF]					
FN9262v-1-yy-zz	1	0.31 (0.18)	40	0.22	2.2	1000	-06	-07	2	55
FN9262v-2-yy-zz	2	0.31 (0.18)	20	0.22	2.2	1000	-06	-07	2	55
FN9262v-4-yy-zz	4	0.31 (0.18)	7	0.22	2.2	1000	-06	-07	2	55
FN9262v-6-yy-zz	6	0.31 (0.18)	3	0.22	2.2	1000	-06	-07	2	55
FN9262v-10-yy-zz	10	0.31 (0.18)	1.15	0.22	2.2	1000	-06	-07	2	55
FN9262vA-1-yy-zz	1	0.07 (0.04)	40	0.22	0.47	1000	-06	-07	2	55
FN9262vA-2-yy-zz	2	0.07 (0.04)	20	0.22	0.47	1000	-06	-07	2	55
FN9262vA-4-yy-zz	4	0.07 (0.04)	7	0.22	0.47	1000	-06	-07	2	55
FN9262vA-6-yy-zz	6	0.07 (0.04)	3	0.22	0.47	1000	-06	-07	2	55
FN9262vA-10-yy-zz	10	0.07 (0.04)	1.15	0.22	0.47	1000	-06	-07	2	55
FN9262vB-1-yy-zz	1	0.00	40	0.22		1000	-06	-07	2	55
FN9262vB-2-yy-zz	2	0.00	20	0.22		1000	-06	-07	2	55
FN9262vB-4-yy-zz	4	0.00	7	0.22		1000	-06	-07	2	55
FN9262vB-6-yy-zz	6	0.00	3	0.22		1000	-06	-07	2	55
FN9262vB-10-yy-zz	10	0.00	1.15	0.22		1000	-06	-07	2	55

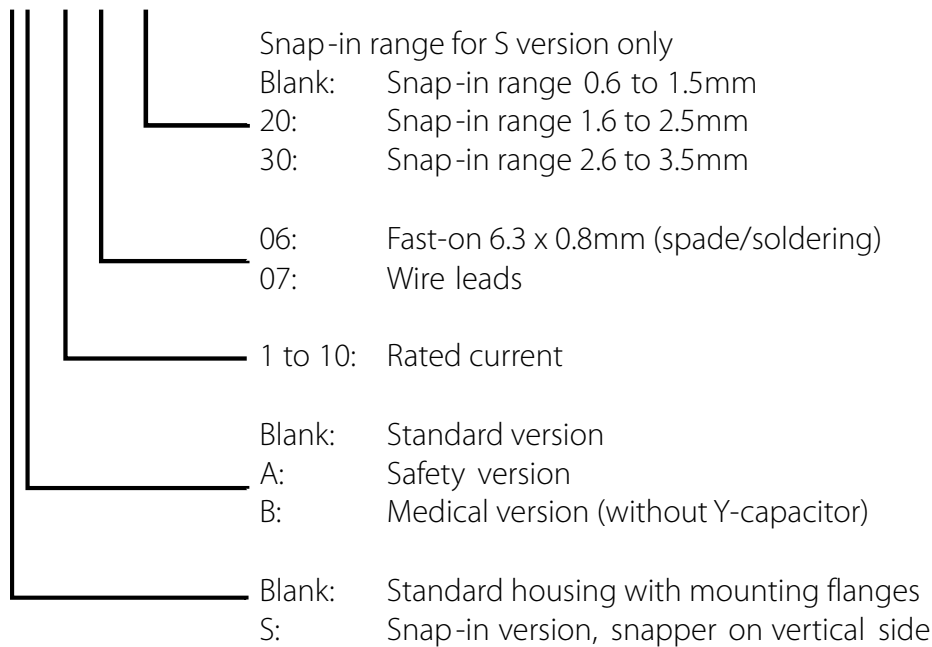
* Leakage current under normal operating conditions (acc. to IEC60939-3). Note: if the neutral line is interrupted, worst case leakage could reach twice this level.

** Tolerances apply: Inductance: -30/+50%, Capacitance: ±20%, Resistance: ±10%

*** Fuses are not included in the filter and need to be selected according to application

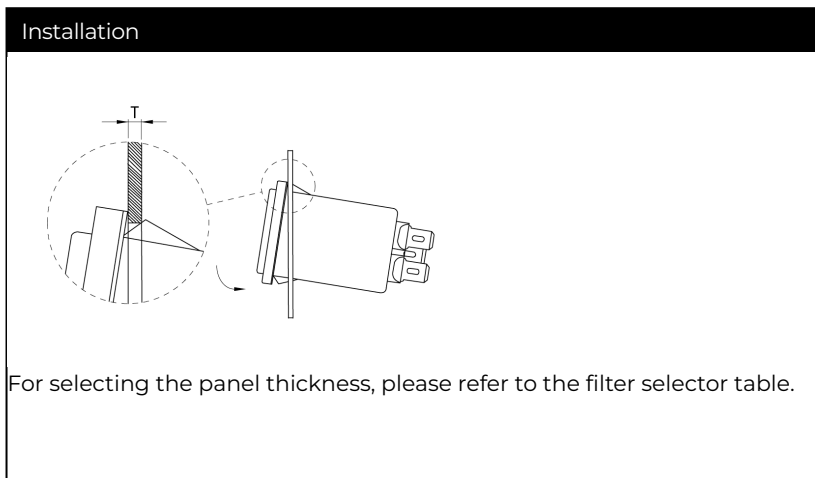
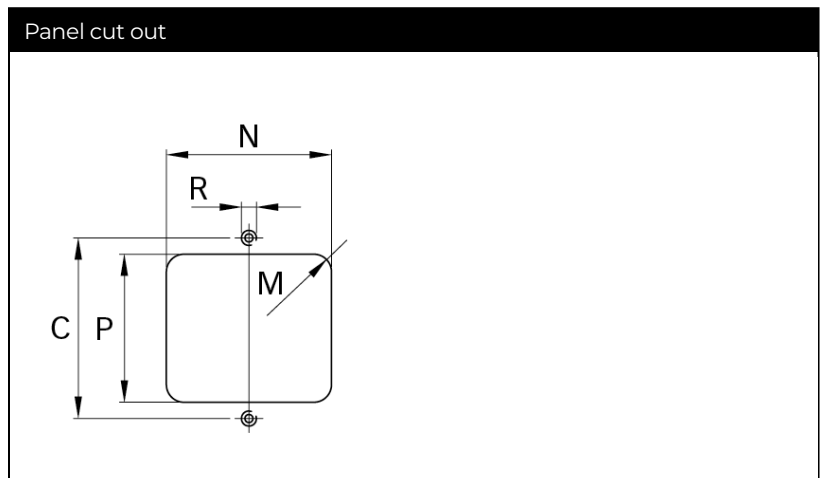
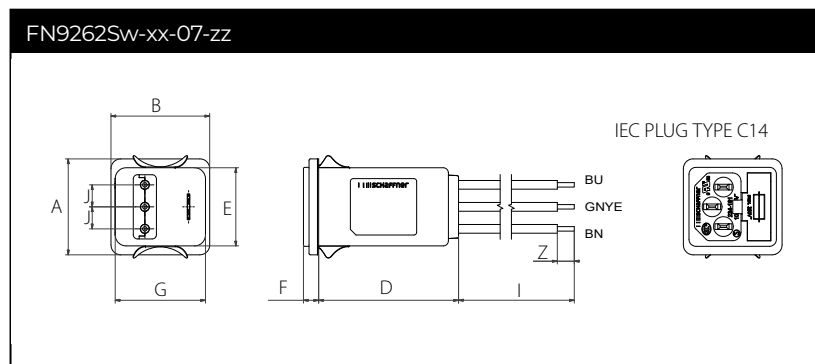
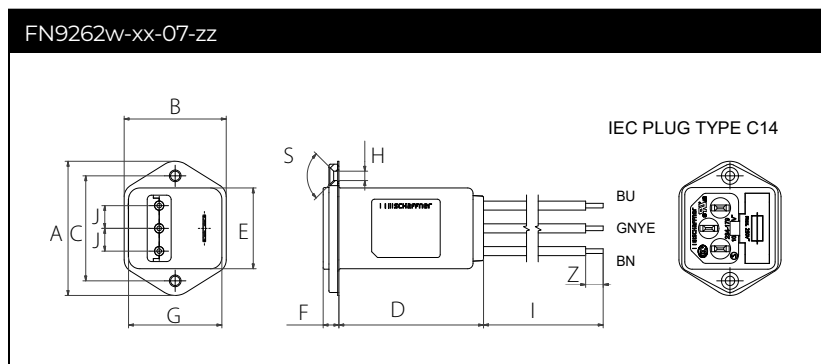
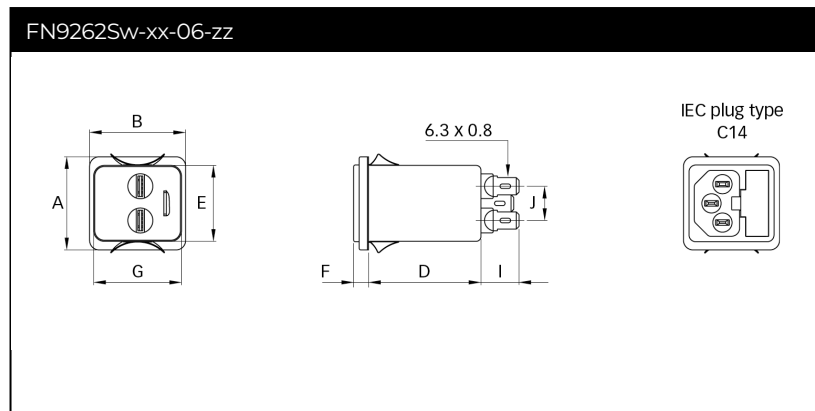
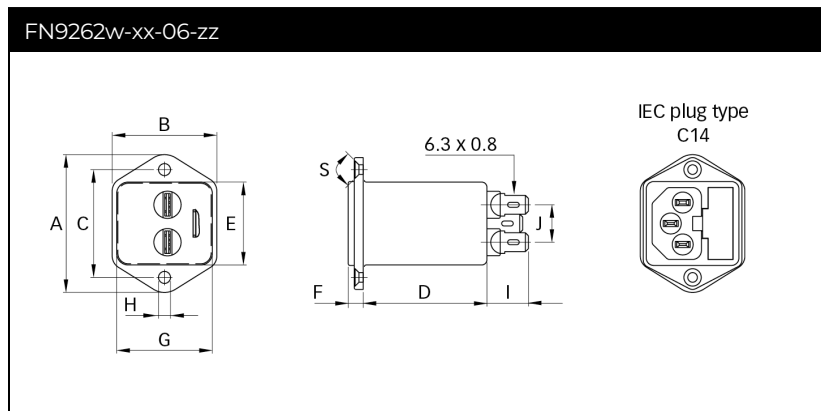
Product selector

FN9262vw- xx-yy-zz



For example: FN9262-1-06, FN9262SB-10-06

Mechanical Data



Dimensions

	FN9262vw-xx-06-zz Fast-On	FN9262vw-xx-07-zz Wire leads**	FN9262Sw-xx-06-zz Fast-On	FN9262Sw-xx-07-zz Wire leads**	Tolerances
A	46	46	34	34	±0.3
B	35	35	35	35	±0.3
C	36	36			±0.3
D	41	50	41	50	+0.3/-0
E	27.8	27.8	27.8	27.8	±0.3
F	5.5	5.5	5.5	5.5	±0.3
G	32	32	32	32	+0.3/-0
H	Ø3.2	Ø3.2			±0.1
I	14±0.5	160±5**	14±0.5	160±5**	
J	12.5	7.8	12.5	7.8	
M	R ≤3.5	R ≤3.5	R ≤3.5	R ≤3.5	
N	33 +0.3/-0	33 +0.3/-0	33 +0.2/-0	33 +0.2/-0	
P	29 ±0.3	29 ±0.3	29.5 ±0.2	29.5 ±0.2	
R*	M3	M3			
S	90°	90°			
Z		6		6	

*Recommended torque for M3 (90° countersunk flat head) is 0.5 Nm

** 1 A - 6 A - AWG18; 10 A - AWG16

All dimensions in mm; 1 inch = 25.4 mm / Tolerances according: ISO 2768-m/EN 22768-m

Please visit www.schaffner.com to find more details on filter connections.

Accessories

IL 13P IEC C13 Rewireable Connectors with Locking System



The locking system has a tensile force of typical 300N. It is recommended to use it with flange mount filters. For details refer to our Application Note "Using IEC Lock Power Cords with IEC Inlets and Filters".

Schaffner power connector with IEC lock guard against accidental disconnection of all electrical appliances with an IEC inlet. No exchange or modification of the IEC inlet or IEC inlet filter system is needed. Easy retrofit .for all electronic equipments and devices

[Technical Data Sheet >](#)

IL 13P IEC C13 Rewireable Angled Connectors with Locking System



- Protects appliances that are vulnerable to vibration
- Connector cannot be accidentally pulled or vibrated out of the inlet
- Space availability/constraints
- Different angles for ease of access
- Space saving
- Release locking mechanism
- Prevents accidental disconnection

[Technical Data Sheet >](#)

Power Cord with angled Locking System C13



- Protects appliances that are vulnerable to vibration
- Connector cannot be accidentally pulled or vibrated out of the inlet
- Space availability/constraints
- Different angles for ease of access
- Space saving
- Release locking mechanism
- Prevents accidental disconnection

[Technical Data Sheet >](#)

Headquarters, Global Innovation and Development

Switzerland

Schaffner Group

Industrie Nord
Nordstrasse 11e
4542
Luterbach
+41 32 681 66 26
info@schaffner.com

Sales and Application Centers

China

Schaffner EMC Ltd. Shanghai

T20-3 C No 565 Chuangye Road Pudong
district
201201
Shanghai
+86 2138139500
cschina@schaffner.com

Finland

Schaffner Oy

Sauvonrinne 19 H
8500
Lohja
+358 50 468 7284
finlandsales@schaffner.com

France

Schaffner EMC S.A.S.

16-20 Rue Louis Rameau
95875
Bezons
+33 1 34 34 30 60
francesales@schaffner.com

Germany

Schaffner Deutschland GmbH

Schoemperlenstrasse 12B
76185
Karlsruhe
+49 721 56910
germanysales@schaffner.com

India

Schaffner India Pvt. Ltd

Regus World Trade Centre
WTC 22nd Floor Unit No 2238 Brigade
Gateway Campus 26/1 Dr. Rajkumar Road
Malleshwaram (W)
560055
Bangalore
+91 8067935355
indiasales@schaffner.com

Italy

Schaffner EMC S.r.l.

Via Ticino, 30
20900
Monza (MB)
+39 039 21 41 070
italysales@schaffner.com

Japan

Schaffner EMC K.K.

ISM Sangenjaya 7F
1-32-12 Kamiyama Setagaya-ku
154-0011
Tokyo
+81 3 5712 3650
japansales@schaffner.com

Singapore

Schaffner EMC Pte Ltd.

Blk 3015A Ubi Road 1 #05-09 Kampong Ubi
Industrial Estate
408705
Singapore
+65 63773283
singaporesales@schaffner.com

Spain

Schaffner EMC España

Calle Caléndula 93 Miniparc III Edificio E El
Soto de Moraleja Alcobendas
28109
Madrid
+34 917 912 900
spainsales@schaffner.com

Sweden

Schaffner EMC AB

Östermalmstrorg 1
114 42
Stockholm
+46 8 5050 2425
swedensales@schaffner.com

Switzerland

Schaffner EMV AG

Industrie Nord
Nordstrasse 11e
4542
Luterbach
+41 32 681 66 26
switzerlandsales@schaffner.com

Taiwan

Schaffner EMV Ltd.

U-Town
20 Floor-2 No 97 Section 1 XinTai 5th Road
XiZhi District
22175
New Taipei City
+886 226975500
taiwansales@schaffner.com

Thailand

Schaffner EMC Co. Ltd.

Sathorn Square Tower
Room 3780 37FL 98 North-Sathorn Rd Silom
Bangrak
10500
Bangkok
+66 621056397
thailandsales@schaffner.com

United Kingdom

Schaffner Ltd.

Suite 1 Oakmede Place
Terrace Road
RG42 4JF
Binfield
+44 118 9770070
uksales@schaffner.com

United States

Schaffner EMC Inc.

52 Mayfield Avenue
Edison, New Jersey
+1 732 225 9533
usasales@schaffner.com

To find your local partner within
Schaffner's global network schaffner.com

© 2022 Schaffner Group

The content of this document has been carefully checked and understood. However, neither Schaffner nor its subsidiaries assume any liability whatsoever for any errors or inaccuracies of this document and the consequences thereof. Published specifications are subject to change without notice. Product suitability for any area of application must ultimately be determined by the customer. In all cases, products must never be operated outside their published specifications. Schaffner does not guarantee the availability of all published products. This disclaimer shall be governed by substantive Swiss law and resulting disputes shall be settled by the courts at the place of business of Schaffner Holding AG. Latest publications and a complete disclaimer can be downloaded from the Schaffner website. All trademarks recognized.