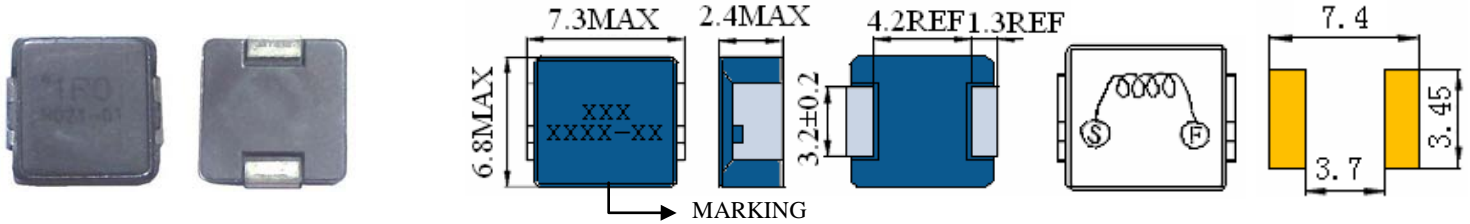


SCIHP0724

SMD POWER INDUCTORS



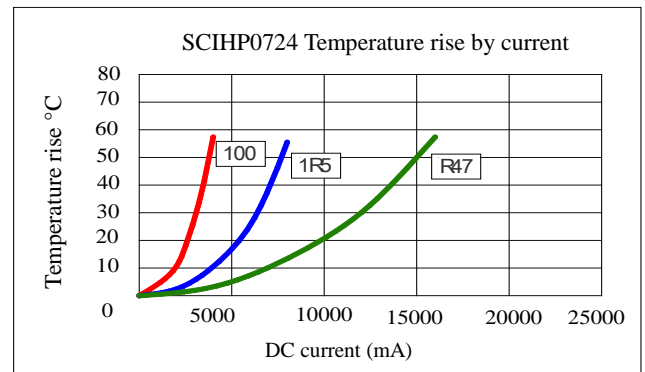
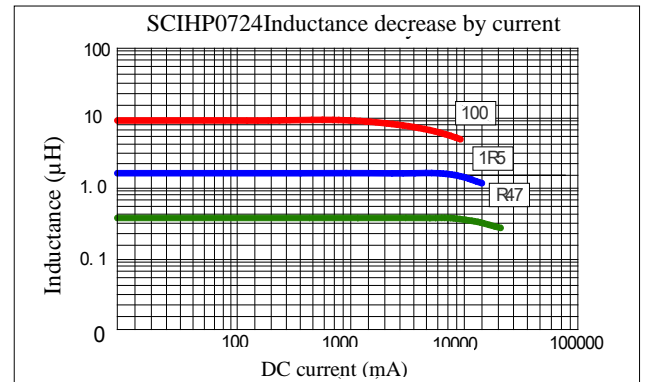
• Features

1. Lowest DCR/uH in this small package size.
2. Frequency range up to 5.0MHZ.
3. -55°C to +125°C operating temperature.
4. Handles high transient current spikes without saturation.
5. Composite construction providing extremely low buzz noise.



CHARACTERISTICS

| Part Number | Inductance (uH) (1) | Test Frequency | DC Resistance (Ω MAX) (2) | Saturation Current (A) ⁽³⁾ | Temperature Current (A) ⁽⁴⁾ |
|-----------------------|------------------------|----------------|------------------------------|---------------------------------------|--|
| SCIHP0724-R47M | 0.47 | 200KHZ | 6.50m | 21 | 13.5 |
| SCIHP0724-R56M | 0.56 | 200KHZ | 7.50m | 19 | 12.0 |
| SCIHP0724-R68M | 0.68 | 200KHZ | 9.40m | 18 | 11.0 |
| SCIHP0724-R82M | 0.82 | 200KHZ | 11.8m | 17 | 10.0 |
| SCIHP0724-1R0M | 1.00 | 200KHZ | 14.2m | 16 | 9.0 |
| SCIHP0724-1R5M | 1.50 | 200KHZ | 21.2m | 13 | 7.5 |
| SCIHP0724-2R2M | 2.20 | 200KHZ | 34.0m | 11 | 6.5 |
| SCIHP0724-3R3M | 3.30 | 200KHZ | 51.6m | 9 | 5.0 |
| SCIHP0724-4R7M | 4.70 | 200KHZ | 63.0m | 7 | 4.5 |
| SCIHP0724-6R8M | 6.80 | 200KHZ | 95.0m | 6 | 3.5 |
| SCIHP0724-100M | 10.0 | 200KHZ | 129m | 5 | 2.5 |
| | | | | | |
| | | | | | |
| | | | | | |
| | | | | | |
| | | | | | |
| | | | | | |
| | | | | | |
| | | | | | |
| | | | | | |



(1). Inductance tolerance $\pm 20\%$ tested at 0.25V, 0ADC and 25°C

(2). DCR measured at 25°C.

(3). The DC current at which the inductance decreases by 20% from its initial value.

(4). The DC current that results in a 40°C temperature rise from 25°C ambient

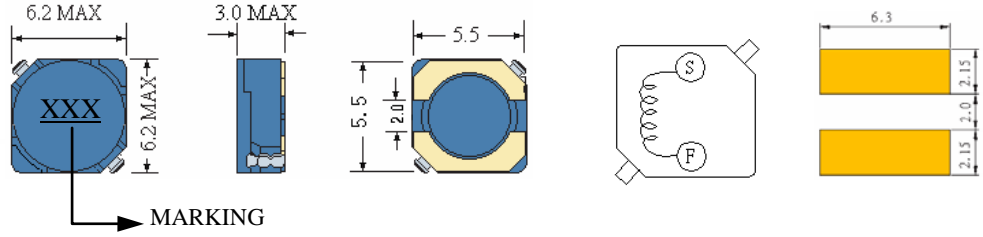

(*) Part temperature (ambient + temp rise) should not exceed 125°C under worst case operating conditions. Circuit design, component placement, PCB trace size and thickness, airflow and other cooling provisions may affect the temperature of the part. Part temperature should be verified in the end application.

[Click here for QUANTITY PER REEL & PACKING INFORMATION](#)

Custom versions available upon request.

SCRH5D28

SMD POWER INDUCTORS



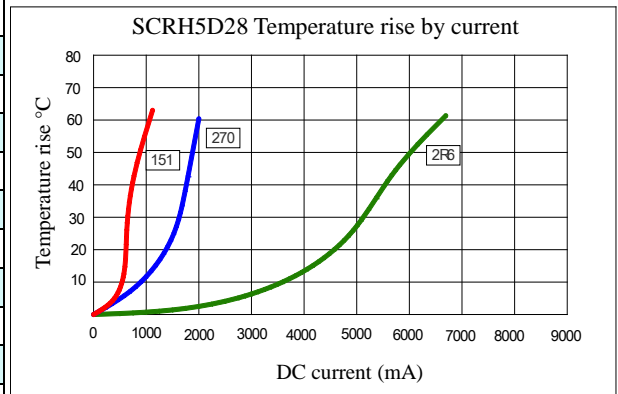
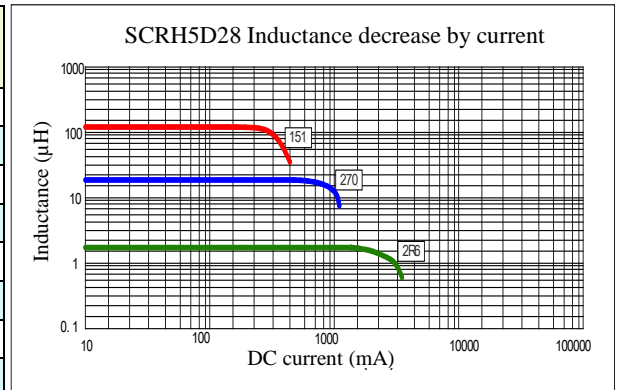
• Features

1. Magnetically shielded construction
2. Excellent Power Density
3. Engineered to Provide High Efficiency

ELECTRICAL CHARACTERISTICS



| Part NumSer | Inductance (uH) (1) | Test Frequency | DC Resistance (Ω MAX) (2) | Saturation Current (3) (A) | Temperature Current (4) (A) |
|---------------------|------------------------|----------------|------------------------------|-------------------------------|--------------------------------|
| SCRH5D28-2R6 | 2.6 | 10KHZ | 18m | 2.60 | 4.90 |
| SCRH5D28-3R0 | 3.0 | 10KHZ | 24m | 2.30 | 4.40 |
| SCRH5D28-4R2 | 4.2 | 10KHZ | 31m | 2.00 | 4.00 |
| SCRH5D28-5R3 | 5.3 | 10KHZ | 38m | 1.80 | 3.60 |
| SCRH5D28-6R2 | 6.2 | 10KHZ | 45m | 1.65 | 3.24 |
| SCRH5D28-8R2 | 8.2 | 10KHZ | 53m | 1.44 | 2.92 |
| SCRH5D28-100 | 10 | 10KHZ | 65m | 1.30 | 2.62 |
| SCRH5D28-120 | 12 | 10KHZ | 76m | 1.15 | 2.35 |
| SCRH5D28-150 | 15 | 10KHZ | 103m | 1.00 | 2.11 |
| SCRH5D28-180 | 18 | 10KHZ | 110m | 0.95 | 1.89 |
| SCRH5D28-220 | 22 | 10KHZ | 122m | 0.86 | 1.70 |
| SCRH5D28-270 | 27 | 10KHZ | 175m | 0.79 | 1.53 |
| SCRH5D28-330 | 33 | 10KHZ | 189m | 0.72 | 1.37 |
| SCRH5D28-390 | 39 | 10KHZ | 212m | 0.65 | 1.23 |
| SCRH5D28-470 | 47 | 10KHZ | 260m | 0.60 | 1.10 |
| SCRH5D28-560 | 56 | 10KHZ | 305m | 0.55 | 1.04 |
| SCRH5D28-680 | 68 | 10KHZ | 355m | 0.50 | 0.98 |
| SCRH5D28-820 | 82 | 10KHZ | 463m | 0.45 | 0.93 |
| SCRH5D28-101 | 100 | 10KHZ | 520m | 0.40 | 0.84 |
| SCRH5D28-121 | 120 | 10KHZ | 850m | 0.31 | 0.75 |
| SCRH5D28-151 | 150 | 10KHZ | 956m | 0.26 | 0.68 |



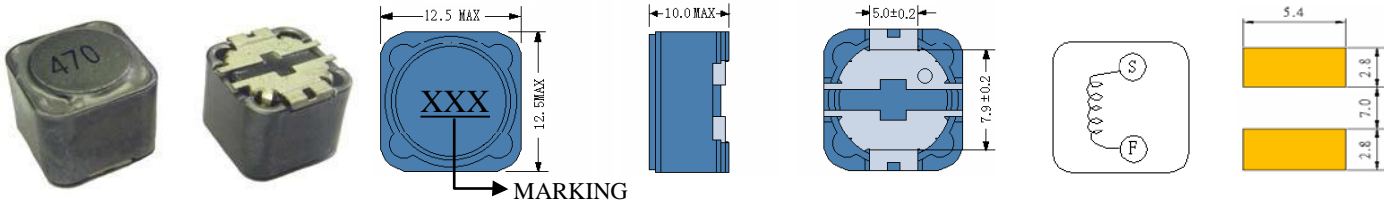
- (1). Inductance tolerance $\pm 30\%$ tested at 0.25V, 0ADC and 25°C
- (2). DCR measured at 25°C.
- (3). The DC current at which the inductance decreases by 35% from its initial value.
- (4). The DC current that results in a 40°C temperature rise from 25°C ambient.

[Click here for QUANTITY PER REEL & PACKING INFORMATION](#)

Custom versions available upon request.

SCRH129

SMD POWER INDUCTORS

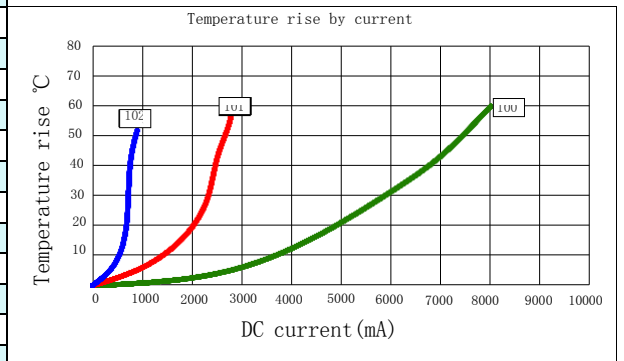
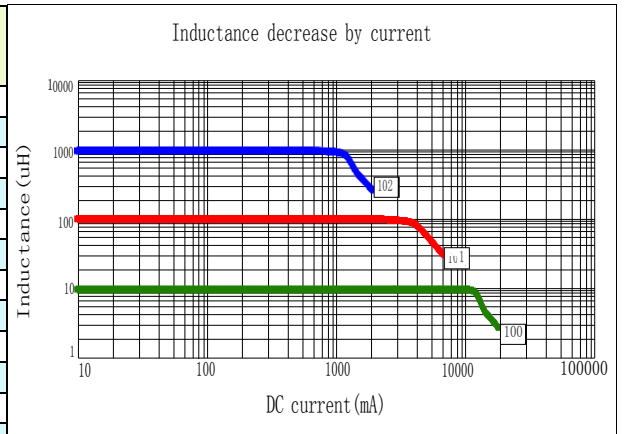


• Features

1. Magnetically shielded construction
2. Excellent Power Density
3. Engineered to Provide High Efficiency

ELECTRICAL CHARACTERISTICS

| Part Number | Inductance (uH) (1) | Test Frequency | DC Resistance (Ω MAX) (2) | Saturation Current (3) (A) | Temperature Current (4) (A) |
|--------------------|---------------------|----------------|-----------------------------------|----------------------------|-----------------------------|
| SCRH129-100 | 10 | 1KHZ | 21m | 8.5 | 6.00 |
| SCRH129-120 | 12 | 1KHZ | 22m | 8.0 | 5.40 |
| SCRH129-150 | 15 | 1KHZ | 27m | 7.5 | 5.00 |
| SCRH129-180 | 18 | 1KHZ | 31.5m | 6.8 | 4.61 |
| SCRH129-220 | 22 | 1KHZ | 39m | 6.5 | 4.38 |
| SCRH129-270 | 27 | 1KHZ | 49.5m | 5.0 | 4.16 |
| SCRH129-330 | 33 | 1KHZ | 63m | 4.8 | 3.80 |
| SCRH129-470 | 47 | 1KHZ | 80m | 4.0 | 3.42 |
| SCRH129-560 | 56 | 1KHZ | 90m | 3.8 | 3.00 |
| SCRH129-680 | 68 | 1KHZ | 100m | 3.2 | 2.70 |
| SCRH129-820 | 82 | 1KHZ | 127m | 3.0 | 2.43 |
| SCRH129-101 | 100 | 1KHZ | 156m | 2.5 | 2.30 |
| SCRH129-121 | 120 | 1KHZ | 183m | 2.2 | 2.20 |
| SCRH129-151 | 150 | 1KHZ | 223m | 2.0 | 2.10 |
| SCRH129-181 | 180 | 1KHZ | 274m | 1.9 | 1.80 |
| SCRH129-221 | 220 | 1KHZ | 361m | 1.8 | 1.53 |
| SCRH129-271 | 270 | 1KHZ | 418m | 1.5 | 1.40 |
| SCRH129-331 | 330 | 1KHZ | 495m | 1.3 | 1.30 |
| SCRH129-391 | 390 | 1KHZ | 556m | 1.2 | 1.23 |
| SCRH129-471 | 470 | 1KHZ | 742m | 1.1 | 1.10 |
| SCRH129-561 | 560 | 1KHZ | 872m | 1.0 | 1.00 |
| SCRH129-681 | 680 | 1KHZ | 1.11 | 0.9 | 0.85 |
| SCRH129-821 | 820 | 1KHZ | 1.22 | 0.8 | 0.76 |
| SCRH129-102 | 1000 | 1KHZ | 1.34 | 0.7 | 0.72 |



- (1). Inductance tolerance $\pm 20\%$ tested at 0.25V, 0ADC and 25°C ambient.
- (2). DCR measured at 25°C ambient.
- (3). The DC current at which the inductance decreases by 25% from its initial value.
- (4). The DC current that results in a 40°C temperature rise from 25°C ambient.

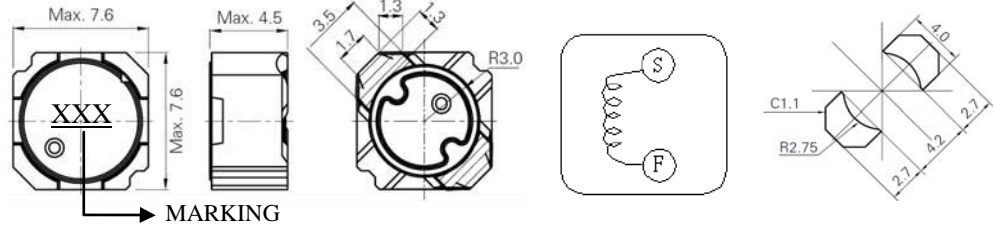
[Click here for QUANTITY PER REEL & PACKING INFORMATION](#)

Custom versions available upon request.



SCMS7D43AY

SMD POWER INDUCTORS



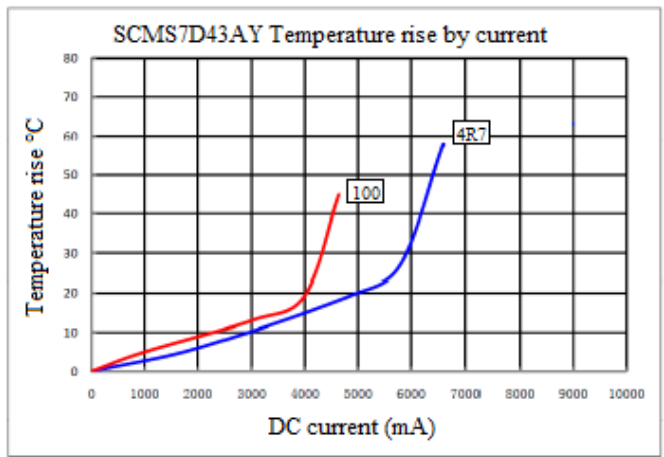
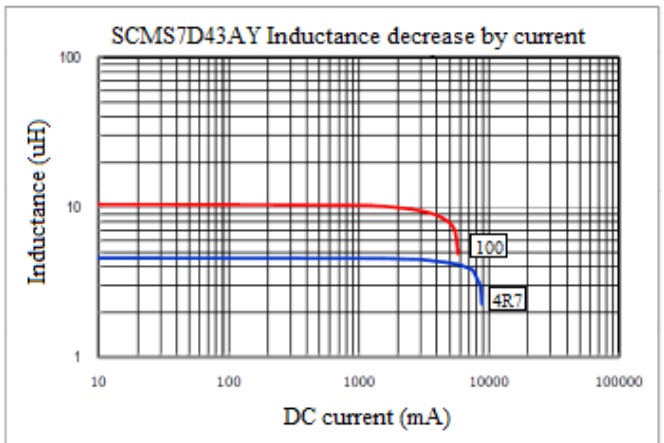
• Features

1. Magnetically shielded construction – Low EMI
2. Excellent Power Density
3. Engineered to Provide High Efficiency

ELECTRICAL CHARACTERISTICS



| Part Number | Inductance (uH) (1) | Test Frequency | DC Resistance (Ω MAX) (2) | Saturation Current ⁽³⁾ (A) | Temperature Current ⁽⁴⁾ (A) |
|-----------------------|------------------------|----------------|------------------------------|--|---|
| SCMS7D43AY-4R7 | 4.7 | 100KHZ | 21.4m | 7.50 | 5.80 |
| SCMS7D43AY-100 | 10 | 100KHZ | 48.4m | 5.00 | 4.00 |
| | | | | | |
| | | | | | |
| | | | | | |
| | | | | | |
| | | | | | |
| | | | | | |
| | | | | | |
| | | | | | |
| | | | | | |
| | | | | | |
| | | | | | |
| | | | | | |
| | | | | | |
| | | | | | |
| | | | | | |
| | | | | | |
| | | | | | |
| | | | | | |



- (1). Inductance tolerance ±30% tested at 1V, 0ADC and 25°C.
- (2). DCR measured at 25°C.
- (3). The DC current at which the inductance decreases by 35% from its initial value.
- (4). The DC current that results in a 40°C temperature rise from 25°C ambient.

Click here for QUANTITY PER REEL & PACKING INFORMATION
Custom versions available upon request.



500 Bayview Avenue, Inwood, NY 11096

Toll Free 866-239-5777 • Tel 516-239-5777 • Fax 516-239-7208