


# ALUMINUM ELECTROLYTIC CAPACITORS

## UCV

Chip Type, Low Impedance.



- Chip type, low impedance temperature range up to +105°C.
- Applicable to automatic mounting machine fed with carrier tape.
- Compliant to the RoHS directive (2011/65/EU, (EU)2015/863).
- AEC-Q200 compliant. Please contact us for details.

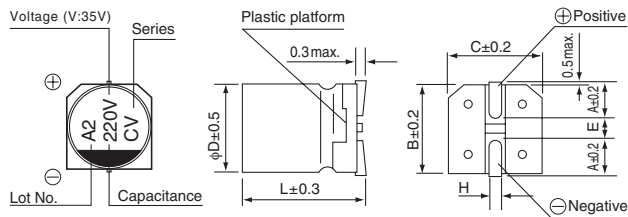


### Specifications

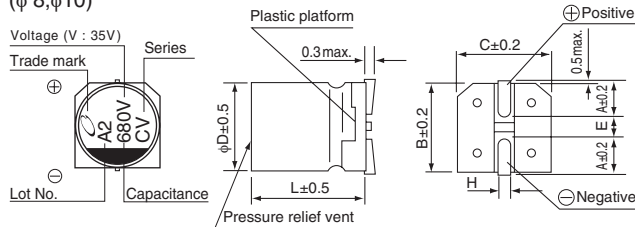
Item	Performance Characteristics	
Category Temperature Range	-55 to +105°C	
Rated Voltage Range	16 to 35V	
Rated Capacitance Range	220 to 1500μF	
Capacitance Tolerance	±20% at 120Hz, 20°C	
Leakage Current ※	After 2 minutes' application of rated voltage at 20°C, leakage current is not more than 0.01CV (μA).	
Tangent of loss angle (tan δ)	Rated voltage (V)	16    25    35
	tan δ (max.)	0.16    0.14    0.12
Stability at Low Temperature	Rated voltage (V)	16    25    35
	Impedance ratio Z(-25°C) / Z(+20°C)	2    2    2
	Z(-40°C) / Z(+20°C)	3    3    3
	Z(-55°C) / Z(+20°C)	4    3    3
Endurance	Capacitance change	Within ±30% of the initial capacitance value
	tan δ	200% or less than the initial specified value
	Leakage current	Less than or equal to the initial specified value
Shelf Life	After storing the capacitors under no load at 105°C for 1000 hours and then performing voltage treatment based on JIS C 5101-4 clause 4.1 at 20°C, they shall meet the specified values for the endurance characteristics listed above.	
Resistance to soldering heat	Capacitance change	Within ±10% of the initial capacitance value
	tan δ	Less than or equal to the initial specified value
	Leakage current	Less than or equal to the initial specified value
Marking	Black print on the case top.	

※ I : Leakage Current (μA), C : Rated Capacitance (μF), V : Rated Voltage (V)

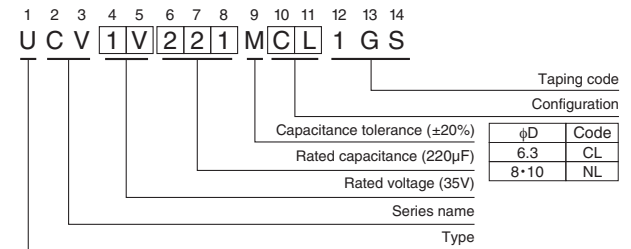
### Chip Type (φ 6.3)



### (φ 8, φ10)



### Type numbering system (Example : 35V 220μF)



Voltage	16	25	35
Code	C	E	V

Standard	(mm)			
	φD×L	6.3×7.7	8×10	10×10
A	2.4	2.9	3.2	
B	6.6	8.3	10.3	
C	6.6	8.3	10.3	
E	2.2	3.1	4.5	
L	7.7	10	10	
H	0.5 to 0.8	0.8 to 1.1	0.8 to 1.1	

### Frequency coefficient of rated ripple current

Frequency	50Hz	120Hz	300Hz	1kHz	10kHz or more
Coefficient	0.35	0.50	0.64	0.83	1.00

● Dimension table in next page.

## UCV

## ■ Dimensions

Rated Voltage (V) (code)	Rated Capacitance ( $\mu$ F)	Case Size $\phi$ D $\times$ L (mm)	$\tan \delta$	Leakage Current ( $\mu$ A) (at 20°C after 2 minutes)	Impedance ( $\Omega$ ) max. (20°C/100kHz)	Rated Ripple (mArms) (105°C/100kHz)	Part Number
16 (1C)	470	6.3 $\times$ 7.7	0.16	75.2	0.16	600	UCV1C471MCL1GS
	820	8 $\times$ 10	0.16	131.2	0.08	850	UCV1C821MNL1GS
	1500	10 $\times$ 10	0.16	240	0.06	1190	UCV1C152MNL1GS
25 (1E)	330	6.3 $\times$ 7.7	0.14	82.5	0.16	600	UCV1E331MCL1GS
	560	8 $\times$ 10	0.14	140	0.08	850	UCV1E561MNL1GS
	1000	10 $\times$ 10	0.14	250	0.06	1190	UCV1E102MNL1GS
35 (1V)	220	6.3 $\times$ 7.7	0.12	77	0.16	600	UCV1V221MCL1GS
	470	8 $\times$ 10	0.12	164.5	0.08	850	UCV1V471MNL1GS
	680	10 $\times$ 10	0.12	238	0.06	1190	UCV1V681MNL1GS

- For taping specifications, recommended land size/soldering by reflow and minimum order quantity, please refer to the Guidelines for Aluminum Electrolytic Capacitors.