



24W, 12V Wall Mount Adapter



Features

- DOE Level VI Efficiency Compliant
- Class B EMI
- Non-vented/Spill-proof Case

Applications

- Networking
- Peripherals
- Consumer Electronics

Safety Compliance

- UL62368-1

Mechanical Characteristics

- Length: 72mm (2.83in)
- Width: 34mm (1.34in)
- Height: 69mm (2.72in)
- Weight: 170g (6oz)

Output Specifications

Model	Output Voltage	Max Current	Output Power	Regulation	Ripple & Noise ¹ p-p(max)
PPL24A-120	12V	2A	24W	± 5 %	120mV

Notes:

1. 20MHz bandwidth frequency oscilloscope, add a 0.1µF multilayer Cap. and Low ESR Electrolytic Cap. (10µF) at output connector terminals (nominal line voltage, full load)

Input:**AC Input Voltage**

100 to 240VAC

AC Input Frequency

50 to 60Hz

Input Current

0.58A max.

Leakage Current

<0.25mA

Inrush Current50A max/100VAC; 60A max, 230VAC
(Cold Start at 25°C, full load)**Input Power Saving**

≤0.1W at 115VAC & 230VAC, no load

OUTPUT:**Efficiency²**

DOE Level VI

Over-Voltage Protection

22V max

Short-Circuit Protection

Auto-recover after short-circuit fault being removed

Over-Current Protection

5A max

ENVIRONMENTAL**Temperature**

Operating 0°C to +40°C

Non-operating -20°C to +80°C

Operating Humidity 20°C to 80%

Emissions

Complies with FCC Class B

Dielectric Withstand (Hi-Pot) TestPrimary to Secondary: 3000VAC for 1 min,
10mA**Insulation Resistance**

Primary to Secondary: 10M ohm for 500 VDC

DC Cable Length

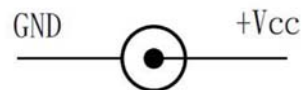
1500MM

DC Cable Type

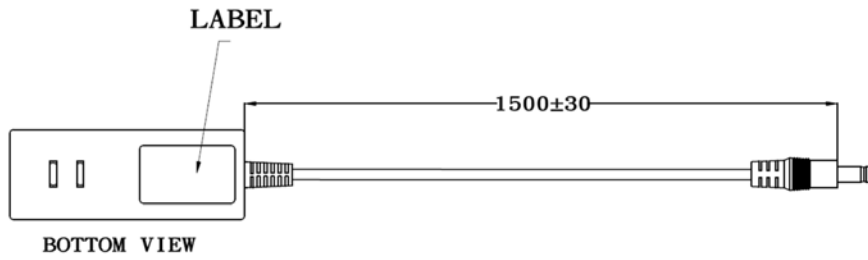
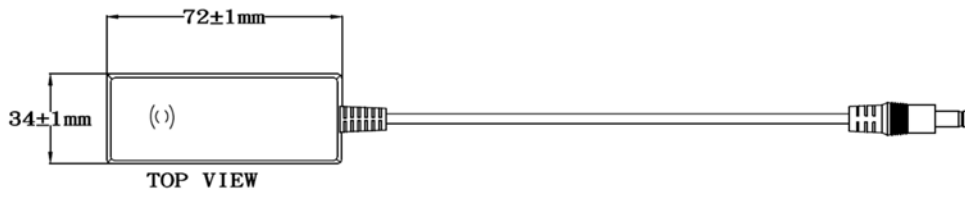
22AWG

DC Output Connector

2.1mm x 5.5mm x 10mm

DC Plug pin assignment**Notes:**

1. The characteristics defined are at ambient temperature of 25°C unless otherwise specified
2. Efficiency is measured after 30 minutes burn-in



**Supplier's Declaration of Conformity
47 CFR § 2.1077 Compliance Information**

PPL24A-120

Phihong USA Corporation
47800 Fremont Boulevard
Fremont, CA 94538
Telephone: (510) 445-0100
www.phihong.com

NOTE: This model has been tested and found to comply with the limits for a Class B digital device, pursuant to part 15 of the FCC Rules. These limits are designed to provide reasonable protection against harmful interference in a residential installation. This equipment generates, uses and can radiate radio frequency energy and, if not installed and used in accordance with the instructions, may cause harmful interference to radio communications. However, there is no guarantee that interference will not occur in a particular installation. If this equipment does cause harmful interference to radio or television reception, which can be determined by turning the equipment off and on, the user is encouraged to try to correct the interference by one or more of the following measures:

- Reorient or relocate the receiving antenna.
- Increase the separation between the equipment and receiver.
- Connect the equipment into an outlet on a circuit different from that to which the receiver is connected.
- Consult the dealer or an experienced radio/TV technician for help.

Changes or modifications to equipment not expressly approved by PHIHONG could void the user's authority to operate the equipment.