

Surface Mount XClampR™ Transient Voltage Suppressors

High Temperature Stability and High Reliability Conditions



DO-218AB

PRIMARY CHARACTERISTICS	
V_{WM}	24 V
V_{BR}	26.7 ~ 29.5
V_{CL} max.	26 V
P_{PPM} (10/1000 μ s)	7700 W ⁽¹⁾
P_{PPM} (10/10 000 μ s)	4600 W ⁽²⁾
T_J max.	175 °C
Polarity	Bidirectional
Package	DO-218AB

Notes

- ⁽¹⁾ Equivalent I_{PPM} with conventional 7700 W TVS
- ⁽²⁾ Equivalent I_{PPM} with conventional 4600 W TVS

TYPICAL APPLICATIONS

Use in sensitive electronics protection against voltage transients induced by inductive load switching and lightning, especially for automotive load dump protection application withstanding 24 V jumper-start voltage test for 12 V powertrain. May need to connect in series with one conventional TVS to address in applications for various stand-off voltages and clamping voltages.

FEATURES

- XClampR™ extremely low clamping voltage
- $I_{PPM} = 120$ A with a 10/10 000 μ s waveform
- $T_J = 175$ °C capability suitable for high reliability and automotive requirement
- Bidirectional
- Low leakage current
- AEC-Q101 qualified
 - Automotive ordering code: base P/NHM3
- Meets MSL level 1, per J-STD-020, LF maximum peak of 245 °C
- Material categorization: for definitions of compliance please see www.vishay.com/doc?99912



RoHS
COMPLIANT
HALOGEN
FREE

MECHANICAL DATA

Case: DO-218AB

Molding compound meets UL 94 V-0 flammability rating
Base P/NHM3 - halogen-free, RoHS-compliant, and AEC-Q101 qualified

Terminals: matte tin plated leads, solderable per J-STD-002 and JESD 22-B102

HM3 suffix meet JESD 201 class 2 whisker test

Polarity: no cathode marking on bidirectional types

MAXIMUM RATINGS ($T_A = 25$ °C unless otherwise noted)			
PARAMETER	SYMBOL	VALUE	UNIT
Device marking code		X5A24C	
Peak pulse power dissipation	with 10/1000 μ s waveform	7700 ⁽¹⁾	W
	with 10/10 000 μ s waveform	4600 ⁽¹⁾	W
Peak pulse current with a 10/10 000 μ s waveform, fig.4	I_{PPM} ⁽²⁾	120	A
Operating junction and storage temperature range	T_J, T_{STG}	-55 to +175	°C

Notes

- ⁽¹⁾ The peak pulse power at equivalent I_{PPM} with conventional TVS
- ⁽²⁾ Non-repetitive current pulse and derated above $T_A = 25$ °C

ELECTRICAL CHARACTERISTICS ($T_A = 25$ °C unless otherwise noted)								
DEVICE TYPE	BREAKDOWN VOLTAGE V_{BR} (V) AT I_T		TEST CURRENT I_T (mA)	STAND-OFF VOLTAGE V_{WM} (V)	MAX. REVERSE LEAKAGE AT V_{WM} I_D (μ A)	MAX. PEAK PULSE CURRENT AT 10/10 000 μ s WAVEFORM (A)	CLAMPING VOLTAGE AT I_{PPM} V_C (V)	
	MIN.	MAX.					MIN.	MAX.
XLD5A24CA	26.7	29.5	5	24	1.0	120	18	26

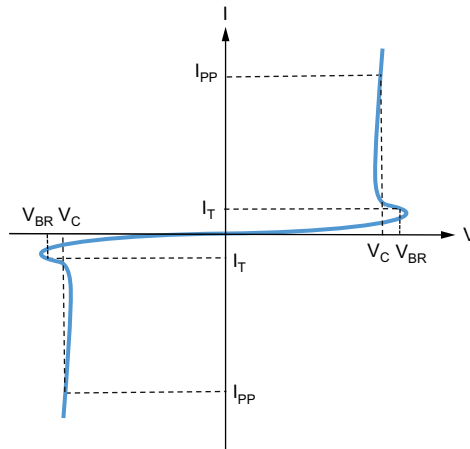


ORDERING INFORMATION (Example)				
PREFERRED P/N	UNIT WEIGHT (g)	PREFERRED PACKAGE CODE	BASE QUANTITY	DELIVERY MODE
XLD5A24CAHM3/I ⁽¹⁾	2.505	I	750	13" diameter plastic tape and reel

Note

(1) AEC-Q101 qualified

I - V CURVE CHARACTERISTICS



- V_{BR}Breakdown voltage
- I_TReverse test current
- V_CClamping voltage
- I_{PP}Peak pulse surge current

RATINGS AND CHARACTERISTICS CURVES ($T_A = 25\text{ }^\circ\text{C}$ unless otherwise noted)

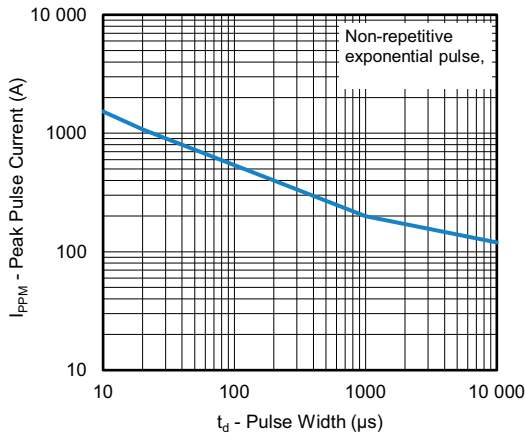


Fig. 1 - Peak Pulse Current Rating Curve

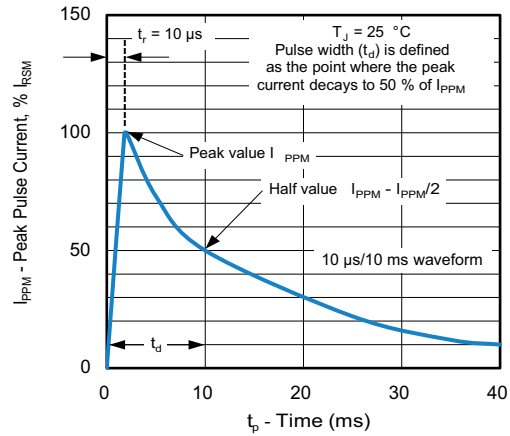


Fig. 4 - Pulse Waveform

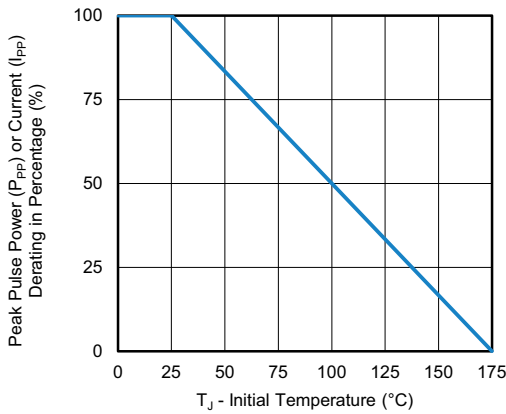


Fig. 2 - Peak Pulse Current vs. Initial Junction Temperature

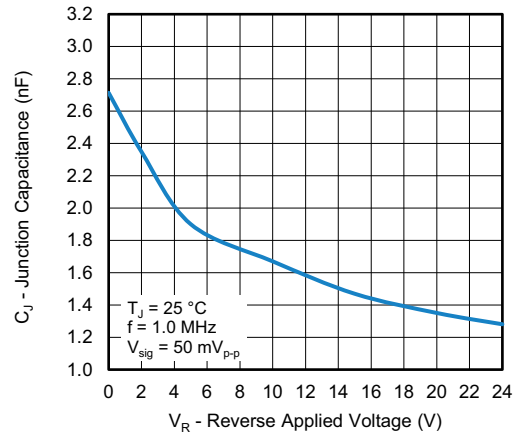


Fig. 5 - Typical Junction Capacitance

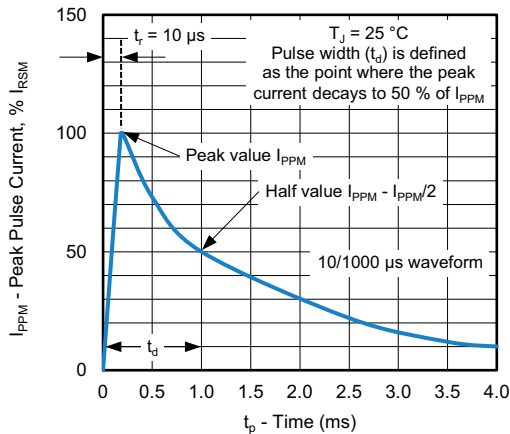


Fig. 3 - Pulse Waveform

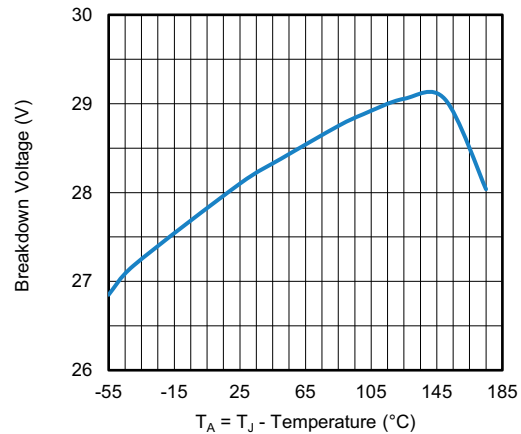
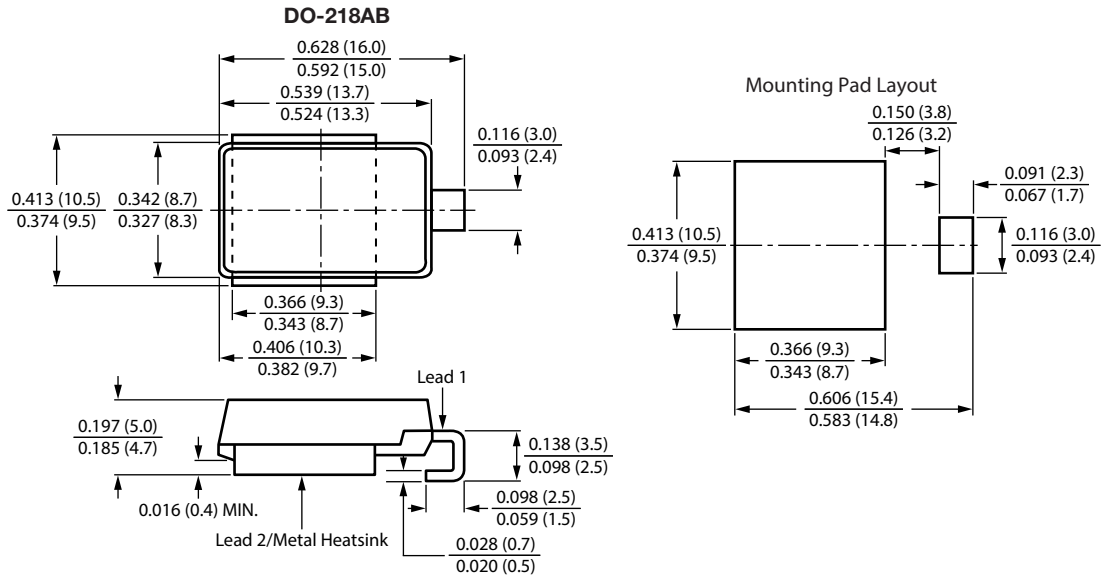


Fig. 6 - Typical Breakdown Voltage vs. Temperature Curve



PACKAGE OUTLINE DIMENSIONS in inches (millimeters)





Disclaimer

ALL PRODUCT, PRODUCT SPECIFICATIONS AND DATA ARE SUBJECT TO CHANGE WITHOUT NOTICE TO IMPROVE RELIABILITY, FUNCTION OR DESIGN OR OTHERWISE.

Vishay Intertechnology, Inc., its affiliates, agents, and employees, and all persons acting on its or their behalf (collectively, "Vishay"), disclaim any and all liability for any errors, inaccuracies or incompleteness contained in any datasheet or in any other disclosure relating to any product.

Vishay makes no warranty, representation or guarantee regarding the suitability of the products for any particular purpose or the continuing production of any product. To the maximum extent permitted by applicable law, Vishay disclaims (i) any and all liability arising out of the application or use of any product, (ii) any and all liability, including without limitation special, consequential or incidental damages, and (iii) any and all implied warranties, including warranties of fitness for particular purpose, non-infringement and merchantability.

Statements regarding the suitability of products for certain types of applications are based on Vishay's knowledge of typical requirements that are often placed on Vishay products in generic applications. Such statements are not binding statements about the suitability of products for a particular application. It is the customer's responsibility to validate that a particular product with the properties described in the product specification is suitable for use in a particular application. Parameters provided in datasheets and / or specifications may vary in different applications and performance may vary over time. All operating parameters, including typical parameters, must be validated for each customer application by the customer's technical experts. Product specifications do not expand or otherwise modify Vishay's terms and conditions of purchase, including but not limited to the warranty expressed therein.

Hyperlinks included in this datasheet may direct users to third-party websites. These links are provided as a convenience and for informational purposes only. Inclusion of these hyperlinks does not constitute an endorsement or an approval by Vishay of any of the products, services or opinions of the corporation, organization or individual associated with the third-party website. Vishay disclaims any and all liability and bears no responsibility for the accuracy, legality or content of the third-party website or for that of subsequent links.

Except as expressly indicated in writing, Vishay products are not designed for use in medical, life-saving, or life-sustaining applications or for any other application in which the failure of the Vishay product could result in personal injury or death. Customers using or selling Vishay products not expressly indicated for use in such applications do so at their own risk. Please contact authorized Vishay personnel to obtain written terms and conditions regarding products designed for such applications.

No license, express or implied, by estoppel or otherwise, to any intellectual property rights is granted by this document or by any conduct of Vishay. Product names and markings noted herein may be trademarks of their respective owners.