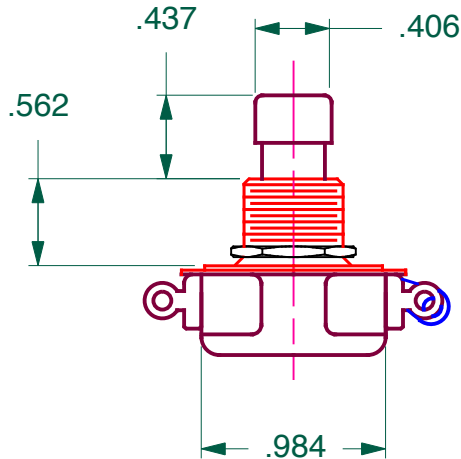
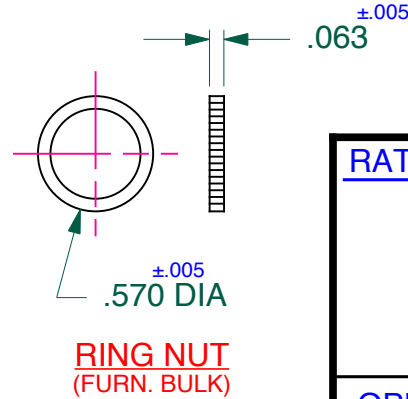
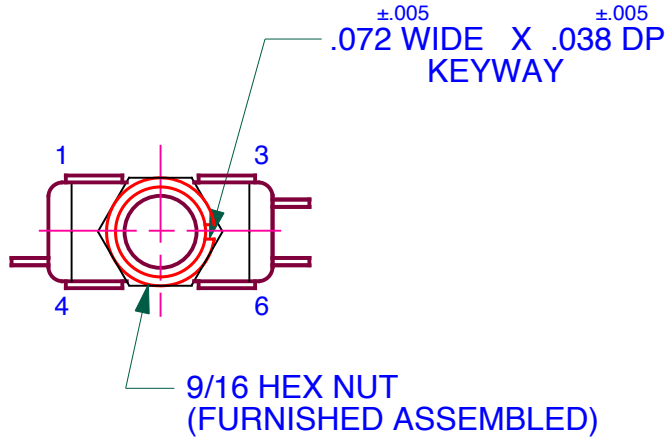
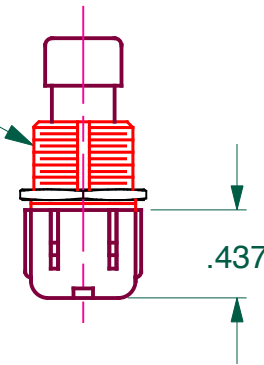


DO NOT SCALE DRAWING WORK TO FIGURES

DWG NO.		112-P	REV.
LET		REVISIONS	DATE



15/32 - 32NS-2



RATING: UL, CSA

1A — 250 V  
 3A — 125 V  
 A.C. - D.C.

OPERATES:

POSITIONS OF PLUNGER

PLUNGER ON T3 TO 4  
 PLUNGER ON T3 TO 6

NOTES:

1. BUSHING, PLUNGER, RING AND HEX NUT ARE NICKEL PLATED UNLESS OTHERWISE SPECIFIED

DIMENSIONS SUBJECT TO CHANGE WITHOUT NOTICE

FINISH \_\_\_\_\_



**PROPRIETARY NOTE:**

NOTICE TO ALL PERSONS RECEIVING THIS DRAWING. THIS DOCUMENT IS THE PROPERTY OF CARLING TECHNOLOGIES, INC. AND IS NOT TO BE DISCLOSED, REPRODUCED IN WHOLE OR IN PART OR USED FOR MANUFACTURING PURPOSES BY ANYONE WITHOUT THE CONSENT OF CARLING TECHNOLOGIES, INC.

UNSPECIFIED TOLERANCES

FRAC.  $\pm 1/64$  X.XXX  $\pm .015$   
 ANGLES  $\pm 1^\circ$

PROJECTIONS



DIMENSIONS IN [mm]

TOOL NO.	REV
DR BY	DATE
CHK BY	DATE
APPD BY	DATE

KRAMARZ 2-22-11

TITLE 112 SERIES SWITCH

SIZE	DWG NO.	REV.
A	112-P	_____
USED ON	SCALE:	SHT OF
_____	NONE	1 1